





TRANSMISSION BUSHING

Description	Industry No.
BUSHING	35012A
BUSHING	76001
BUSHING	77010
BUSHING	8008A
BUSHING	34002A
BUSHING	36005
BUSHING	22003B
BUSHING	56001
BUSHING	65001
BUSHING	34002
BUSHING	34017
BUSHING	76010
BUSHING	77005
BUSHING	77009
BUSHING	92002A
BUSHING	76003
BUSHING	36000A
BUSHING	34013
BUSHING	12502A
BUSHING	77006
BUSHING	34016
BUSHING	35007
BUSHING	77007
BUSHING	8005
BUSHING	77005A
BUSHING	34008
BUSHING	8008
BUSHING	77003
BUSHING	8005F
BUSHING	35012
BUSHING	76006
BUSHING	76014
BUSHING	84003A
BUSHING	84008A
BUSHING	67001

Description	Industry No.
BUSHING	34006E
BUSHING	92003
BUSHING	65002
BUSHING	6022B
BUSHING	84007
BUSHING	8004
BUSHING	34002E
BUSHING	34005E
BUSHING	56001B
BUSHING	36013L
BUSHING	12511
BUSHING	12511B
BUSHING	76000E
BUSHING	36001A
BUSHING	84008B
BUSHING	22006A
BUSHING	22002
BUSHING	28002
BUSHING	36000B
BUSHING	84000
BUSHING	75019
BUSHING	36007H
BUSHING	36002B
BUSHING	35006
BUSHING	12505B
BUSHING	28001
BUSHING	12506
BUSHING	22003
BUSHING	34004A
BUSHING	34003F
BUSHING	73003
BUSHING	36003A
BUSHING	56000A
BUSHING	35000B
BUSHING	36008A



TRANSMISSION BUSHING

Description	Industry No.
BUSHING	96011
BUSHING	54006
BUSHING	36003L
BUSHING	92006
BUSHING	26001B
BUSHING	22003A
BUSHING	56014
BUSHING	56000B
BUSHING	67002A
BUSHING	36003
BUSHING	8005E
BUSHING	92002
BUSHING	96008
BUSHING	22005B
BUSHING	6014
BUSHING	76007
BUSHING	36004
BUSHING	73002
BUSHING	76002
BUSHING	73007
BUSHING	36006L
BUSHING	96010
BUSHING	84001
BUSHING	34004
BUSHING	92005A
BUSHING	76013
BUSHING	26008
BUSHING	36007L
BUSHING	6010
BUSHING	26000C
BUSHING	56002
BUSHING	22001
BUSHING	35007A
BUSHING	75003
BUSHING	96012

Description	Industry No.
BUSHING	26000D
BUSHING	36024LB
BUSHING	54003
BUSHING	6014A
BUSHING	84009A
BUSHING	36004L
BUSHING	26003
BUSHING	56003
BUSHING	61002
BUSHING	22002A
BUSHING	96014
BUSHING	96007A
BUSHING	36016L
BUSHING	65017
BUSHING	36008H
BUSHING	92005
BUSHING	26004
BUSHING	26005
BUSHING	36024L
BUSHING	21000
BUSHING	36024LA
BUSHING	71002
BUSHING	36023L
BUSHING	54007
BUSHING	12501A
BUSHING	65010
BUSHING	94005
BUSHING	56006
BUSHING	84005
BUSHING	451380 (6007A)
BUSHING	34003E
BUSHING	96001
BUSHING	65006
BUSHING	63005
BUSHING	34006





TRANSMISSION BUSHING

Description	Industry No.
BUSHING	75006
BUSHING	65012
BUSHING	65009
BUSHING	56002A
BUSHING	36002
BUSHING	65013
BUSHING	32030
BUSHING	56004
BUSHING	67006
BUSHING	99005
BUSHING	33006
BUSHING	33009
BUSHING	96007
BUSHING	65008
BUSHING	65016
BUSHING	72014
BUSHING	66002
BUSHING	6023
BUSHING	32010
BUSHING	32033
BUSHING	12511A
BUSHING	96006
BUSHING	76000
BUSHING	96004
BUSHING	96005A
BUSHING	72015
BUSHING	72009
BUSHING	97008
BUSHING	22005A
BUSHING	42003B
BUSHING	72005
BUSHING	72010
BUSHING	72006
BUSHING	33004
BUSHING	72003

Description	Industry No.
BUSHING	44002A
BUSHING	72011
BUSHING	72013
BUSHING	33008
BUSHING	73005
BUSHING	8008T
BUSHING	72002
BUSHING	72004
BUSHING	35000
BUSHING	72008
BUSHING	89003
BUSHING	72012
BUSHING	97005
BUSHING	23005
BUSHING	65015
BUSHING	56005
BUSHING	93006
BUSHING	36010
BUSHING	22006
BUSHING	32014
BUSHING	75007
BUSHING	89006
BUSHING	91001
BUSHING	42003A
BUSHING	42003A
BUSHING	6007
BUSHING	21003
BUSHING	75000
BUSHING	92004
BUSHING	69008
BUSHING	119002
BUSHING	72007
BUSHING	157005
BUSHING	96003
BUSHING	32040



TRANSMISSION BUSHING

Description	Industry No.
BUSHING	44004
BUSHING	83005
BUSHING	54009
BUSHING	42006A
BUSHING	44002
BUSHING	93005
BUSHING	86001
BUSHING	12503D
BUSHING	6015
BUSHING	35000A
BUSHING	97010
BUSHING	34005A
BUSHING	33002
BUSHING	33003
BUSHING	12507
BUSHING	33011
BUSHING	42008
BUSHING	4008
BUSHING	12505A
BUSHING	33007
BUSHING	33010
BUSHING	36016
BUSHING	8005A
BUSHING	97006
BUSHING	35007AN
BUSHING	9022B
BUSHING	42007A
BUSHING	34005B
BUSHING	42006
BUSHING	42010A
BUSHING	42012
BUSHING	33013
BUSHING	39008
BUSHING	42003C
BUSHING	12510

Description	Industry No.
BUSHING	56000C
BUSHING	65003
BUSHING	12503B
BUSHING	12508
BUSHING	26001
BUSHING	32060
BUSHING	33005
BUSHING	36023
BUSHING	39002
BUSHING	42002A
BUSHING	54015
BUSHING	6003
BUSHING	84008
BUSHING	44001
BUSHING	44005
BUSHING	97012A
BUSHING	22005
BUSHING	65000
BUSHING	119001
BUSHING	72001
BUSHING	42005
BUSHING	82001A
BUSHING	69005
BUSHING	67011
BUSHING	97004
BUSHING	6021
BUSHING	AS02502
BUSHING	BG8825
BUSHING	96005B
BUSHING	1938743
BUSHING	89008
BUSHING	44007
BUSHING	69006
BUSHING	119007
BUSHING	97012



TRANSMISSION BUSHING

Description	Industry No.
BUSHING	75001
BUSHING	35003
BUSHING	77002B
BUSHING	76005
BUSHING	76012
BUSHING	59015D
BUSHING	4000B
BUSHING	93010
BUSHING	79005
BUSHING	75005
BUSHING	69003
BUSHING	93004
BUSHING	69010
BUSHING	67005
BUSHING	62006
BUSHING	62010
BUSHING	62008
BUSHING	89010
BUSHING	02804
BUSHING	02805
BUSHING	97003
BUSHING	59010B
BUSHING	59010
BUSHING	63011
BUSHING	63008
BUSHING	63009
BUSHING	62007
BUSHING	62011
BUSHING	63007
BUSHING	44006
BUSHING	63006
BUSHING	69011
BUSHING	82001
BUSHING	59002A
BUSHING	59002

Description	Industry No.
BUSHING	42003
BUSHING	79009
BUSHING	59015B
BUSHING	59017
BUSHING	59015A
BUSHING	59010A
BUSHING	89009
BUSHING	42004
BUSHING	85001
BUSHING	82005
BUSHING	91002
BUSHING	119005
BUSHING	84003
BUSHING	37005
BUSHING	83003
BUSHING	11684105-4
BUSHING	115013A
BUSHING	115013AB
BUSHING	115013BB
BUSHING	11684105-2
BUSHING	115013B
BUSHING	11684105-5
BUSHING	12503C
THRUST WASHER	32623
WASHER	77401
WASHER	34501A
WASHER	34339
WASHER	34401
WASHER	34301
WASHER	77403D
WASHER	77403E
WASHER	22700A
WASHER	77403F
WASHER	36402B
WASHER	84407A



TRANSMISSION BUSHING

Description	Industry No.
WASHER	12705L
WASHER	77403G
WASHER	36421
WASHER	36402
WASHER	22701
WASHER	22700E
WASHER	22700
WASHER	35403
WASHER	36428
WASHER	35406
WASHER	12620B
WASHER	12705J
WASHER	92627
WASHER	32631
WASHER	22703
WASHER	22700C
WASHER	35400A
WASHER	12705K
WASHER	22700D
WASHER	35400
WASHER	22700B
WASHER	12780J
WASHER	36437
WASHER	12780G
WASHER	35402
WASHER	32631A
WASHER	22665B
WASHER	36428A
WASHER	35405
WASHER	36444A
WASHER	92625
WASHER	32630
WASHER	26212B
WASHER	32623B
WASHER	26401A

Description	Industry No.
WASHER	26215
WASHER	36422
WASHER	32631B
WASHER	65415
WASHER	36422E
WASHER	26215A
WASHER	22665A
WASHER	84473
WASHER	26212A
WASHER	75463
WASHER	12735
WASHER	36409B
WASHER	76411
WASHER	75464
WASHER	65425
WASHER	12705H
WASHER	12705G
WASHER	26212C
WASHER	56210A
WASHER	12780F
WASHER	32623A
WASHER	26605
WASHER	65404
WASHER	36402A
WASHER	77403A
WASHER	SK1182
WASHER	56213B
WASHER	92621
WASHER	92630
WASHER	86427
WASHER	26401
WASHER	92629
WASHER	36446
WASHER	56217
WASHER	36409A





TRANSMISSION BUSHING

Description	Industry No.
WASHER	12705F
WASHER	86428
WASHER	02803
WASHER	86431
WASHER	56213
WASHER	96402
WASHER	56216
WASHER	36444
WASHER	56213C
WASHER	56219
WASHER	65416

Description	Industry No.
-------------	--------------





FRICITION PLATE

O-TECH No.	Ref No.	OEM No.	Application	TTH
Chrysler				
A413				
440700-210	045700	5205675	Front	47
440700-180	045702	5222185	Rear	47
440702-180	045704	5224084	Rear	49
A500,A900,TF6				
444700-220	027700	2400625	Front	45
444700-155			Front	45
444702-155	027706	4531068	Rear (Forward) - Smooth	45
444702A155	027706PL	4713880	Rear (Forward) - Parallel Lines	45
441704-160	027720	4461042	A500-Overdrive Direct	54
441702-220	027722	4462153	A500-Overdrive Brake- flat	54
441702A220	027722A	4461181	A500-Overdrive Brake-wave	54
A518, A618,TF8				
441700-155	028710	2801992AB	Rear(Forward)	62
441700-216	028714	4617201AB	Front(Direct)	62
441700-240	028712	2801992	Front(Direct)	62
441708-160	028708-160	52854030AA	Rear - A618(48RE)	93
441704-160	027720	05143636AA	Overdrive Direct	54
441702-220	027722	4462153	Overdrive Brake-flat	54
A604,A606; 62TE(2007-ON)				
442700-180	077700	4531678	Underdrive,Reverse,Overdrive	28
442700-216	077700A	4377137	Overdrive	28
442702-215	077702	4799860AA;4567212	2nd,4th	31
442702-180	077704	4567573AB;4377134	Low,Reverse	32
442706A152	077706A152	05078628AA	Underdrive Direct(62TE) - internal spline	29
442707A152	077707A152	05078813AA	Underdrive Direct(62TE) - external spline	30
442708-183	077708-183	05078609AA	Underdrive Low(62TE)	31
45RFE				
443700-200	128700-200	04799106	Underdrive	32
443700A230	128700A230	04799114	Overdrive	32
443700B200	128700B200	04799757	Reverse	32
443702-230	128702-230	04799244	2nd	40



FRICITION PLATE

O-TECH No.	Ref No.	OEM No.	Application	TTH
443704-230	128704-230	04799530	4th	24
443706-200	128706-200	04799461AB	Low/Reverse	32
68RFE 6 Speed				
443710-147	128740C147	NA	Underdrive(1 sided)-internal spline	32
443711-145	128741A145	NA	Underdrive(1 sided)-external spline	12
443710-132	128740C132	NA	Overdrive(1 sided)-internal spline	32
443711-132	128741A132	NA	Overdrive(1 sided)-external spline	12
443700-180			66RFE	32
443711S300			Steel Plate Chrysler 66RFE	12
443700B200	128700B200	04799757	Reverse	32
443702-230	128702-230	04799244	2nd	40
443704-230	128704-230	04799530	4th	24
443716-157	128746A157	NA	Low/Reverse(1 sided)-internal spline	48
443717-157	128747A157	NA	Low/Reverse(1 sided)-external spline	45
948TE(9 SPEED)				
445700-180BS			E Clutch Front	36
445702-190S			D Rear Lower	40
445706-225S			B Clutch-external spline	64
445704-230S			C Intermediate	48
AS69RC(Dodge 2013, 2500, 4500 and 5500 6.7L)				
446700-205BS			K-1	54
446702-200			K-2	56
446704-220			K-3	78
446706-225BS			B-1	66
446706A225BS			B-1	66
446708-205BS			B-2	78
Ford				
AOD,AODE				
430700-155	049700	E0AZ-7B164A	Forward,Reverse	45
		F1SV-7B164A		
430704-190	049704	E0AZ-7B164C	Direct	42
		F1SZ-7A164A		





FRICITION PLATE

O-TECH No.	Ref No.	OEM No.	Application	TTH
430704-170	049714,049744 C170	F8AZ-7B164BA F75Z-7B164AA	Direct-4R70W	42
430706-200	049706	E0AZ-7B164D	Intermediate	60
430706-170	049706-170	F3LY-7B164 XW1Z-7B164AA	Intermediate	60
430706A170		F75Z-7B164CA	Intermediate	60
430702-155	049710	F8AZ-7B164AA	Forward-Grob drum	45
AXOD,AXODE,AX4N				
420700-165	069700	E6DZ-7B164A	Direct,Intermediate	63
420702-165	069702	E6DZ-7B164B	Forward	52
420704-175	069704	F8DZ-7B164CA	Reverse	49
420706-160	069706	E8DZ-7B164DB	Low/Intermediate	59
420708-165	069712	F8DZ-7B164AC	Forward	57
A4LD, A4LDE,4R44E,4R55E,5R44E,5R55E				
425700-190	041700	E3ZZ-7B164A	Forward	72
425700-175	041710	F0TZ-7B164A	Forward	72
425700A175	041710A	1L5Z-7B164AA F7ZZ-7B164-AA F7ZZ-7B164AA	Forward with Directional Grooves	72
425700A175S			Forward with Directional Grooves	72
425702-190	041702	E3ZZ-7B164B	High & Reverse	48
425702-175	041712	F0TZ-7B164B	High & Reverse	48
425702A175	041712A	F7ZZ-7B164BA F7ZZ-7B164-BA	High & Reverse with Directional Grooves	48
425702A175S			High & Reverse with Directional Grooves	48
425704-200	041704	E5TZ-7B164A	Overdrive/Coast	32
425704-175	041714	F0TZ-7B164C	Overdrive/Coast	16
425704A175	041714A	F7ZZ-7B164CA F7ZZ-7B164-CA	Overdrive/Coast with Directional Grooves	16
425704A175S			Overdrive/Coast with Directional Grooves	16
5R55N 1999-2002, 5R55W 2002-On, 5R55S 2003-On				
424700-170	137700-170	XW4Z-7B164AA XW4Z-7B164-AA	Forward	89



FRICITION PLATE

O-TECH No.	Ref No.	OEM No.	Application	TTH
424702A205			Direct	48
424702-205	137702-205	XW4Z-7B164BA	Direct -1 sided Internal teeth	48
424703-205	137703-205	XW4Z-7B442BA	Direct - External teeth	20
424704-245	137704-245	XW4Z-7B164CA	Intermediate - Internal teeth (5R55N only)	24
424705-245	137705-245	XW4Z-7B442CA	Intermediate - External teeth (5R55N only)	33
425704A175	041714A	F77Z-7B164CA F7ZZ-7B164-CA	Overdrive/Coast	16
C4,C5				
426702-230	025702	CAAZ-7B164D	Reverse(front)	42
426702-200	025720	E2SZ-7B164A	Reverse(front)	42
426704-155	025706	C8AZ-7B164D	Forward(front)	42
C6				
427700-155	026702	C6AZ-7B164B	Forward(Coast)	57
427700A155	026710	D2AZ-7B164A	Forward	90
427700-200		D6AZ-7B164B	Forward	88
427700-190	026720	E9TZ-7B164E	Forward	90
427700A190	026730	F2TZ-7B164A	Forward-hardened spline	90
427702-190	026712	F6TZ-7B164B	Direct	63
427708-200		F6TZ-7B164-B	Direct	64
427704-190	026704	D6AZ-7B164A	Reverse	72
CD4E				
421700-165	112700	F3RZ-7B164B	Forward	32
421702-165	112702	F6RZ-7B164A	Direct	24
421704-165	112704	F3RZ-7B164C	Low/Reverse	32
421706-165	112706	F3RZ-7B164A	Reverse	36
421708-165	112708	F7RZ-7B164AA	Coast	24
5R110W 2003-On, Torqshift 2005-On				
427712-198	026722ASM	3C3Z-7B164AA	Overdrive Brake	32
422706-198	166706-198	3C3Z-7B164FA	Coast	59
422708-198	166708-198	3C3Z-7B164EB	Intermediate	24
422708A193	166708A193	5C3Z-7B164AA	Intermediate	96
422702-198	166702-198	3C3Z-7B164DA	Direct	48
427700-198	026720A198	3C3Z-7B164BA	Forward	90





FRICITION PLATE

O-TECH No.	Ref No.	OEM No.	Application	TTH
422700-196	166700-196	5C3Z-7B164BA	Forward	76
427704A195	026734A198	3C3Z-7B164CA	Low / Reverse	72
4R100 1999-On, E4OD 1989-98				
427700-190	026720	E9TZ-7B164E	Forward	90
427700A190	026730	F2TZ-7B164A	Forward-hardened spline	90
427702-190	026712	E9TZ-7B164D	Direct	63
427708-200		F6TZ-7B164-B	Direct	64
427712A198	026722	E9TZ-7B164A	Overdrive	64
427712-198	026722ASM	F81Z-7B164BA 3C3Z-7B164AA	Overdrive	32
427714-200	026724A	1C3Z-7B164BA	Intermediate	50
427706A196	026726A	E9TP-7B164-CA	Coast	60
427704A200	026704A,02670 4AA	F7TZ-7B164AA F81Z-7B164DA	Reverse	24
CVT (CFT30 ZF) 2005-ON				
437700-200	193700-200	5F9Z-7B164CA	Forward	30
437702-165	193702-165	5F9Z-7B164AA	Reverse	30
General Motors				
3T40,TH125				
403700-175	048710	8660168	Direct,Forward	32
403700-200	048700	8631025	Direct,Forward	32
401700-230	048712	8677034	Low/Reverse	40
TH200,TH200C,TH200-4R				
405700-200	043700	8657168	Direct,Forward	30
405702-200	043702	8669069	Low/Reverse	44
405704-200	043708	8657170	Overdrive(4th) Clutch	36
405706-200	043710	8657031	Overrun	40
TH250C,TH350/C				
406702-250	032702	8647577	Direct,Forward	20
406702-225	032722	8647576	Direct,Forward-TH250C	20
406700-250	032700	8647522	Intermediate	60
406704-250	019702	8651513	Low/Reverse	25
413708-220	057708	8684089	Low/Reverse-TH250C	25
4T40E,4T45E				
402700-175	114700	24209729	Forward	30



FRICITION PLATE

O-TECH No.	Ref No.	OEM No.	Application	TTH
402702-175	114702	24209727	Direct(external teeth)	36
402704-175	114704	24209739	Reverse Input	48
402706-175	114706	24209723	2nd Clutch	36
402708-175	114708	24209726	Coast Clutch	20
4T60,4T60E,4T65E				
403700-230	062700	8662850;8658084	Forward Input	32
403700-165	062700-165	24202333	Forward Input	32
403700A165	062700A165	24216502	Forward Input	30
403702-175	062702	8685539	2nd	38
403704-200	062724	8668361	3rd Clutch (1 sided) - internal spline	32
403704B210	062714B210	24216287	3rd Clutch (1 sided) - internal spline	32
403705-200	062725	8668362,18017207	3rd(1 sided) - external spline	12
403706-175	062716	8685066	4th	18
403706-230	062726	8662172	4th	18
403708-175	062708	24218248	4th	32
403708A155	062708A155	24224889;24218250	4th(1 sided) - internal spline 4T65E Volvo	32
403709A155	062709A155	24218251	4th(1 sided) - external spline 4T65E Volvo	3
403709B155			4th(1 sided) - external spline 4T65E Volvo XC90	5
403712-175	062722	24205361	2nd	42
403712-200			2nd	42
5ET50				
402710-160S			Friction Plate Low&Reverse 1-2	28
402712-160S			Friction Plate HI 2-3-4	30
402711-160			Steel Plate Low&Reverse1-2	6
402713-170			Steel Plate High 2-3-4	30
6T30, GF6, 6T35				
408700-150		24261227	1-2-3-4 Clutch	36
408700A150		24271281	1-2-3-4 Clutch 6T35	36
408708-160		24261224	Low/Reverse Clutch	48
408708A160		24266206	Low/Reverse Clutch	48
408708-160S		24264056	Low/Reverse Clutch 6T35	48
408702-160		24261226	2-6 Clutch	30





FRICITION PLATE

O-TECH No.	Ref No.	OEM No.	Application	TTH
408702A160		24260377	2-6 Clutch 6T35	30
408704-150		24261225	3,5, Reverse Clutch-externa	30
408704A150		24254706	3,5, Reverse Clutch-externa 6T35	30
408706-160		24261228	4-5-6 Clutch	24
408706-160BS		24261228	4-5-6 Clutch	24
408706A160		24250832	4-5-6 Clutch 6T35	24
6T40,6T45; FORD 6F35				
404700-147	204700-147	24248898;9L82-7B164-B	1-2-3-4, 2-6 Clutch	36
404700-160			2-6 Gen 2	36
404700-183	204700-178		Forward/Intermediate Clutch	36
404700A150			1-2-3-4 Gen 2	36
404700B180S		CV6Z-7B164-B	1-2-3-4 Clutch 6F35	36
404700B190S		CV6Z-7B164-C	2-6 Clutch 6F35	36
404702-160	204702-160	24231257;9L82-7B164-A	Low/Reverse Clutch	48
404702A160			Low/Rev Gen 2	48
404702B160S		BB5Z-7B164-C	Low/Rev 6F35	48
404706-155	204706-155	24231255;9L82-7B164-D;24230754	4-5-6 Clutch	24
404706-155S		CV6Z-7B164-A	4-5-6 Clutch 6F35	24
404706A160			4-5-6 Gen 2	24
404706A160BS			4-5-6 Gen 2	24
404708-160	204708-160	24247997;9L82-7B164-C	3-5-Reverse Clutch - external spline	36
404708A160S		CV6Z-7B164-D	3-5-Reverse Clutch - external spline 6F35	36
404708-150			3-5 Gen 2	36
404708-150BS			3-5 Gen 2	36
6T70,6T75; FORD 6F50, 6F55 6 Speed				
407702-157	196702-157	24236490;7T4Z-7B164A	Overdrive(4-5-6 Clutch)	24
407704-157	196704-157	24236491;24238954	Direct(3,5, Reverse Clutch)-external spline	36
407700-160	196700-152	24237333;24238273;7T4Z-7B164-E	Intermediate(2,6 Clutch)	36
407706-160	196706-157	24223700;7T4Z-7B164-C	Low Reverse Clutch	48
407708-160	196708-160	24236492;24238272	Forward(1-2-3-4) Clutch	36





FRICITION PLATE

O-TECH No.	Ref No.	OEM No.	Application	TTH
7T4Z-7B164B				
407710-150			Forward(1-2-3-4) Clutch	36
3L30,4L30E				
410700-250	038700	96040597	3rd	12
410700-160	038700-160	96017371	3rd	12
410702-250	038702	96040584	2nd	30
410704-250	038704	96040575	Reverse	36
410706-225	038720	96014195	Overrun	40
410708-225	038722	96014459	4th	36
4L60,4L60E				
413700-175	057720 057730-180	8673254	Forward	41
413700-200	057700	8647350	Forward	41
413702-175	057712	8673605	Reverse Input	41
413702-200	057702	8654306	Reverse Input	41
413704-200	057704	8679390	3/4	20
413704-168	057734-168	24237477	3/4 Clutch - 4L65E hardened spline	20
413704-158	057734-158	24216932	3/4 Clutch	20
413706-190	057706	8673253	Overrun	36
413706-205	057736-200		Overrun	36
413708-220	057708	24216946	Low/Reverse	25
4L80E				
414700-200	031702	8655619	Direct,Forward	42
414704-200	031714	8675521	Intermediate	47
414704-180	031714K180	24202966	Intermediate	47
414702-200	031720	8661571	Overrun	45
414706-200	031722	8682802	Overrun(4th)	60
5L40E				
415700-160	156700-160	96020156	Direct#1,Low/Reverse#7,2nd Coast#8	36
415701-160	156701-160	96020157	Direct#1,2nd Coast#8-external spline	36
415702-160	156702-160	96020209	Overdrive#2,Reverse#5	36
415703-160	156703-160	96020210	Overdrive#2,Reverse#5-external spline	36



FRICITION PLATE

O-TECH No.	Ref No.	OEM No.	Application	TTH
415704-160	156704-160	96020322	Coast#3-internal spline	24
415705-160	156705-160	96020323	Coast#3-external spline	12
415706-160	156706-160	96020326	Forward#4-internal spline	24
415707-160	156707-160	96020327	Forward#4-external spline	24
415708-160	156714-160	96024087	2nd Coast,internal spline,BMW,Cadillac AWD only	36
415709-160	156715-160	96024089	2nd Coast,external spline,BMW,Cadillac AWD only	6
415710-160	156710-160	96020684	Intermediate#6-internal spline	24
415711-160	156711-160	96020685	Intermediate#6-external spline	24
415713-160	156713-160	96020780	Low/Reverse#7-external spline	29
415716-160	156716-160	96022840	2nd Clutch#9-internal spline	24
415717-160	156717-160	96022841	2nd Clutch#9-external spline	24
415716A160	156716A160	96023158	2nd Clutch-internal spline BMW,Cadillac AWD only	24
415717A160	156717A160	96023159	2nd Clutch-external spline BMW,Cadillac AWD only	24
6L45E, 6L50E 2007-ON				
417700-160	201700-160	24233534	1-2-3-4 Clutch	36
417702-185	201702-185	24225569	3-5-Reverse Clutch	36
417704-200	201704-200	24225570	4-5-6 Clutch (1 sided) - internal spline	36
417705A198	201705A198	24225575	4-5-6 Clutch (1 sided) - external spline	36
417706-250	201706-250	24235454	2-6 Clutch (1 sided) - internal spline	36
417707A210	201707A210	24235455	2-6 Clutch (1 sided) - external spline	24
417708-160	201708-160	24236664	Low/Reverse Clutch	54
417708A163		NA	Low, Reverse (6L45E)	44
417708A163S		NA	Low, Reverse (6L45E)	44
6L80E, 6L90E 2006-ON				
416700-170	195700-170	24224147	1-2-3-4 Clutch	36
416702-180	195702-180	24224148	3-5 Reverse Clutch	36
416704-160	195704-160	24224158	4-5-6 Clutch	36
416706-183	195706-183	24233939;24240221	2-6 Clutch	36



FRICITION PLATE

O-TECH No.	Ref No.	OEM No.	Application	TTH
416708-163	195708-163	24235460	Low/Reverse Clutch	54
8L45				
419700-200S	234702-185	24268484	1-2-3-4-5 Reverse CL	48
419702-160	234708-145	24268488	4-5-6-7-8 Reverse CL	20
419704-160S	234700-150	N/A	1-2-7-8 Reverse CL	36
419706-180	234704-168	24268309	1-3-5-6-7 CL	36
419708-160	234706-147	24268486	2-3-4-6-8 CL	22
8L90 2014-ON				
418700-180		24268784	1-3-5-6-7Clutch	42
418702-160		24268512	2-3-4-6-8Clutch	21
418704-160		24268510	4-5-6-7-8Clutch	23
418706-200DS		24268508	1-2-3-4-5Clutch	48
418708-140DS		N/A	1-2-7-8Clutch	35
10L80 10R80				
412700-208S		24280378/HL3Z-7B164-F	Friction Plate FWD Clutch	16
412702-168S		24280887/HL3Z-7B164-B	Friction Plate OD Clutch	45
412704-173S		24270200/HL3Z-7B164-E	Friction Plate Intermediate Clutch	44
412706-216S		24270207/HL3Z-7B164-A	Friction Plate Direct Clutch	24
412708-216S		24270331/HL3Z-7B164-D	Friction Plate High Clutch	70
412710-158S		24270326/HL3Z-7B164-C	Friction Plate Low Clutch	24
GM ALLISON MT 640, 643, 644,650, 653, 654				
100700	056700C255	23042200;6834370	FORWARD & 4TH RANGE	30
100702	056702C325	23042201;6835720	2ND / 3RD RANGE / LOW	50
100710	056722B315	23042210	Low Range phase 2 only	71
100704	055724A255	23042199;6835687 6884958	1ST RANGE	80
100706	056712A	23046108	Lockup Clutch-excep MT644/654	56
100712	056712	23048511	Lockup Clutch (TC) - MT644/654	73
ALLISON MD3060, 3066, 3070, 3560; B300, 400, 3000MH 1995-On				
101700	148700A250	29536334;23045588	C1- 2 teeth removed	44
101702	148712-259	29536335	C2- 2 teeth removed	84
101704	148704-250	29516171;29536336 29528207;29528209	C3, C4-2 teeth removed	77
101706	148706-320	29516172;29536337 29532371	C5-2 teeth removed	81



FRICITION PLATE

O-TECH No.	Ref No.	OEM No.	Application	TTH
ALLISON LT1000, LT2000, LT2400 SERIES				
102700	152700-250	29530312	C1 Clutch - external Teeth	36
102702	152702-248	29530313	C2 Clutch	24
102704	152704-246	29531049	C3,C4 Clutch	117
102706	152706-250	29537393	C5 Clutch	115
SATURN CVT 2002-On, VT20E, VT25E				
411700-150	167700-150	24214072,24223185	Reverse - Internal Spline	36
411701-150	167701-150	24214073	Reverse - External Spline	32
411702-150	167702-150	24214069	Forward - Internal Spline	36
411703-150	167703-150	24214070	Forward - External Spline	36
Volkswagen				
010,087,089				
301700-155	046700	010-323-241C	Forward	48
301700-230	046702	010-323-141C	Direct/Reverse	48
301702-230	046706	087-323-141C	Direct/Reverse	49
301704-155	046704	010-323-231C	Low/Reverse	30
096,097,01N,01M				
302700-160	109700	095-323-241A	Forward,Reverse	24
302702-160	109702	095-323-495	Front	32
302704-160	109704	095-323-231A	Rear	50
302706-160	109716	095-323-941C	3-4 Clutch	22
302706-125	109716-120		K3 (3 - 4 Clutch) 01M VR-6 only (1 sided) - internal spline	22
302707-120	109717-120		K3 (3 - 4 Clutch) 01M VR-6 only (1 sided) - external spline	28
302706A160	109706	NA	3-4 Clutch	22
01J/CVT				
305700-270	151700-270	NA	Forward(lock)-external teeth	30
305700-203	151700-203	01J-323-944S	Forward (Lock) - external teeth (retro fit)	30
305702-270	151702-270	NA	Low/Reverse Brake-internal teeth	40
305702-200			Low/Reverse Brake-internal teeth	40
02E(DSG)				
307700-230	198700-230		1st, 3rd, 5th, Reverse	28
307700-230S			1st, 3rd, 5th, Reverse	28



FRICITION PLATE

O-TECH No.	Ref No.	OEM No.	Application	TTH
307702-180	198702-230		2nd, 4th, 6th	32
307702-180S			2nd, 4th, 6th	32
Audi 0B5 DCT (DL501-7Q)				
308700-230S1		NA	K(1-3-5-7) Clutch	28
308702-230S		NA	K2(2-4-6 Reverse) Clutch	30
308700-180S		NA	K1 Clutch	28
308702-180S		NA	K2 Clutch	30
308700-230S		NA	K(1-3-5-7) Clutch	28
PDK(Porsche 7 Speed DCT)				
309700-150				40
309702-150				30
Renault				
4139				
303702-155	029712	VARIOUS	Front(E1),Rear(E2)	36
303700-155	072700	7701-457-135	Front Brake(F1),Rear Brake(F2)	45
MB101/ML1,MJ3,MJ5				
306702-200	066702	7701-635-538	Front	3
306700-200	066700	7701-635-537	Rear	3
306704-200	066704	NA	E1	21
306706-200	066706	77-01-596-732	E2	3
AL4(PEUGEOT), DPO(RENAULT)				
304700-160	155700-160	7700-101-413	Reverse-1 sided internal spline	8
304701-160	155701-160	7700-408-236	Reverse-1 sided external spline	12
304701A160	155701A160		Reverse-1 sided external spline wide (Peugeot)	12
304702-160	155702-160	7701-101-411	Brake-1 sided internal spline	6
304703-160	155703-160	7700-101-410	Brake-1 sided external spline	3
304704-160	155704-160	7700-102-010	4th Clutch-1 sided internal spline	20
304705-160	155705-160	7700-101-427	4th Clutch-1 sided external spline	8
304718	155718		Torque converter-external spline	40
Z F				
3HP-12, 3HP-20				
310704-180	052700	24231-201-062	Front	56
310704-193	052702	24231-205-106	Rear	56
4HP-14				





FRICITION PLATE

O-TECH No.	Ref No.	OEM No.	Application	TTH
310702-195	103702-195	1036-202-028	B Pack	30
310702-155	103702-155	1036-202-018	A,C,D Pack	30
310700-155	103700	1036-230-034	E Pack	36
4HP-16				
312700-157	192700-157	1063-277-002	B/E/F Clutch	30
312703-221	192703A221	1063-375-016	C Clutch-Brake-bottom	24
312704-157	192706-157	1063-273-002	D Clutch-Brake-top	40
4HP-18				
315704-155	053704	1056-210-053	C Pack	48
313700-160	104700	1050-230-033	E Pack	36
313702-160	104702-160	1050-202-002	A,D Pack	30
313702-180	104702-180	1056-210-031	B Pack	30
313702-200	104702-200	1056-272-024	B Pack	30
4HP-20				
316700-155	132702	1058-270-003	E,B Clutch	30
313704-155	139704-155	1019-273-019	D,F Clutch	40
314700-220	154702-220	1019-231-002	C Clutch	24
314703-160	154703A160	1019-231-002	C Clutch	30
4HP-22,4HP-24				
315700-155	053700	1043-202-183	A Clutch	34
315702-150	053702	1043-202-041	B,C Clutch	24
315704-155	053704	1043-217-009	C,D Clutch	48
315706-155	053706	1043-230-009	E,F Clutch	40
315708-155	053714	1043-217-015	D Clutch	58
5HP-18				
315704-155	053704	1043-217-009	C Clutch	48
313700-160	104700	1050-230-033	E Clutch	36
310702-155	103702-155	1056-277-036	D,F Clutch	30
313702-160	104702-160	1050-202-002	A,D Clutch	30
313702-200	104702-200	1056-272-024	B Clutch	30
5HP-19				
313700-160	104700	1050-230-033	E Clutch	36
310702-155	103702-155	1056-277-036	F,G Clutch	30
313702-160	104702-160	1050-202-002	A,D Clutch	30
313706-200	139702-200	1060-272-003	B Clutch	30



FRICITION PLATE

O-TECH No.	Ref No.	OEM No.	Application	TTH
313704-155	139704-155	1019-273-019	C Clutch	40
313800	139714		Torque Converter Friction Plate external spline	24
5HP-24				
315706-155	053706	1058-270-020	A,C Clutch	40
316700-155	132702	1058-270-029	B,D,E Clutch	30
317700-155	113700A	1055-270-072	F Clutch	30
316800	132714,132714 A		Torque Converter Friction Plate external spline	24
5HP-30				
317700-160	113700	1055-270-030	A (Forward), E (3/4), F (Overdrive/5th)	30
317702-160	113702	1055-271-025	B (Direct/Reverse), C(Intermediate/Overrun), D (Low/Reverse)	30
317800	113714		Torque Converter Friction Plate	24
317802	113714-450		Torque Converter Friction Plate	24
6HP-19				
318700-163	143700-163	1071-272-005	A Clutch	30
318700-216	143700-216	1071-272-004	B Clutch	30
318702-160	143702-160	1071-275-005	C Clutch	24
318704-157	143704-157	1071-273-003	D Clutch	30
318706-160	143706-160	1071-271-033	E Clutch	30
318800	143714		Torque Converter Friction Plate external bending spline	24
318802	ZF-CP-4		Torque Converter Friction Plate external spline	24
6HP-26, (FORD 6R60)				
319700-160	183700-160	1068-277-004	Input (A) Clutch, Low & Reverse (D) Clutch	30
319700-220	183700-220	1068-277-002	Direct (B) Clutch, 2nd Brake, 6th Brake (C) Clutch	30
319702-160	183702-160	1068-271-018	Overdrive (E) Clutch	30
319700-208	183700-208	6L2Z-7B164BA	Direct, 2nd Brk, Low/Rev	30
319702-200	183702-200	NA	Overdrive (E) clutch selective	30



FRICITION PLATE

O-TECH No.	Ref No.	OEM No.	Application	TTH
319802	183720 /ZF-CP-5		Torque Converter Friction Plate external spline	20
319802-270			Torque Converter Friction Plate external spline	20
8HP-45				
320700-155S			A Clutch	24
320702-205DS			B Clutch	38
320704-215			C/E Clutch external spline	24
320706-215			D Clutch	54
320706-215S			D Clutch	54
320800			Torque Converter Friction Plate	80
8HP-55				
322702-157BS		NA	A Clutch	32
322704-205BS		NA	B Clutch	38
322706-210S		NA	C&E Clutch external spline	32
322708-216S		NA	D Clutch	63
8HP-70				
322702-157BS	216700-157	NA	A Clutch	32
322704-205BS	216702-211	NA	B Clutch	38
322706-210S	216704A208	NA	C&E Clutch external spline	32
322708-216S	216706-211	NA	D Clutch	63
323712-160S			Friction Transfer Case	36
323713-100			Steel Transfer Case	30
322714-205S			Friction B Clutch(8HP75)	38
322715-180			Steel B Clutch(8HP75)	36
9HP-48				
321700-215BS		NA	Front	36
321702-210S		NA	Rear Large	40
321704-160S		NA	Rear Small External Spline	48
321706-160S		NA	Rear Intermediate	48
321708A165S		NA	B clutch single (HONDA)	30
321708-225S		NA	B clutch (HONDA)	30
321709-270		NA	B clutch (HONDA) Steel	64
Mercedes				
722.0 ,722.1 ,722.2				



FRICITION PLATE

O-TECH No.	Ref No.	OEM No.	Application	TTH
329700-250	054700	112-272-0225	K1,K2 clutch 722.0 & 722.2-wave	51
329702-210	054702	112-272-0025	K1,K2 clutch 722.1(some 722.0)-wave	51
722.3				
330700-214	064700	126-272-0625	K1(Front)-wave	24
330702-205	064702	126-272-0925	B3(Reverse)-wave	36
330704-214	064704	126-272-0725	K2(Rear)-wave	24
722.4				
331700-214	071700	123-272-0225	K1(Front)-wave	40
331702-205	071702	201-272-0025	B3(Reverse)-wave	30
331704-214	071704	123-272-0125	K2(Rear)-wave	36
722.5				
330700-214	064700	126-272-0625	K1(Front)-wave	24
330702-205	064702	126-272-0925	B3(Reverse)-wave	36
330704-214	064704	126-272-0725	K2(Rear)-wave	24
330706-214	117706	124-272-0025	BS-Overdrive	28
330708-214	117708	124-272-0125	KS-Overrun	22
722.6				
332700-210	141700-210	140-272-0025	K1,B1(1996-2001)	30
332701A206	141701A206	240-272-0026;52108508AA	K1 Clutch (1 sided) - external spline W5A330	12
332700A206	141700A206	240-272-0025;52108507AA	K1 Clutch (1 sided) - internal spline W5A330	30
332702-160	141702-160	140-272-0026	B2(external spline)	40
332704-160	141704-160	140-272-0625	B3	46
332706-214	141706-214	210-272-0025	K2-Small ID	36
332706A214	141706A214	140-272-0125	K2-Large ID	36
332708-216	141708-216	140-272-0725	K3	24
332708-160	141708-160	140-272-0225	K3	24
332800	141714		Torque converter friction	34
332804	141714-232		Torque converter friction Sel.	34
722.7				
333700-160	147700-160	168-372-0925	1st&2nd-internal spline	24
333701-160	147701-160	168-372-0426	1st&2nd&Reverse-external spline	30
333702-160	147702-160	168-372-0725	3rd-internal spline	24



FRICITION PLATE

O-TECH No.	Ref No.	OEM No.	Application	TTH
333703-160	147703-160	168-372-1126	3rd&4th-external spline	24
333704-160	147704-160	168-372-0825	5th-internal spline	32
333705-160	147705-160	168-372-1026	5th-external spline	24
722.8 ECVT 2004-ON (A CLASS, B CLASS)				
335700-178	076700-178		Forward	46
335702-218	076702-218		Reverse	36
722.9				
334704-185	189710-185		K1-1 sided friction(internal spline)	30
334705-190	189711-190		K1-1 sided friction(external spline)	36
334702-208	189706-208		K2-1 sided friction(internal spline)	36
334703-208	189707-208		K2-1 sided friction(external spline)	30
332708A208	141708A208	220-272-03- 25;52108528AA	K3-1 sided friction(internal spline)	24
332709A211	141709A211	220-272-0926;52108529AA	K3-1 sided friction(external spline)	24
332702-160	141702-160	220-272-1726	B2(external spline)	40
334700-208	189700-208		B1/B3-1 sided friction(internal spline)	36
334701-208	189701-208		B1/B3-1 sided friction(external spline)	18
332704-160	141704-160	220-272-0725	BR	46
724.0-7G-DCT(Mercedes Benz GLA series, A Class, B Class)				
336700-240S		Friction plate	C1 clutch	36
336702-245S		Friction plate	C2 clutch	40
336701-190		Steel plate	C1 clutch	36
336703-190		Steel plate	C2 clutch	54
FIAT				
CVT				
350700-182	186700-182		Input	30
350702-163	186702-163		Reverse	40
Jatco				
JF402E, 4AT(2000 ON SUZUKI)				
294700-166	175700-166	26633-75FT0X	Forward (Front)	36
294702A166	175702A166	26746-75FT0X	1-2 Brake	36
294702-166	175702-166	26823-75FT0X	Overdrive	36
294700A166	175700A166	26811-75FT0X	Reverse	36



FRICITION PLATE

O-TECH No.	Ref No.	OEM No.	Application	TTH
294708-166	175708-166	26611-75FT0X	Rear	40
294702B170	175702B170		B1 1-2 Brake(4AT only)	54
294700B170	175700B170		B2 Reverse Brake(4AT only)	55
JF404E				
290700-160	158700-160	001-398-205AK	1st&3rd Clutch-low	20
290702-157	158702-157	001-398-921K	3rd&4th Clutch-high	36
290704-162	158704-162	001-398-105K	Reverse	24
290706-160	158706-160	001-323-465	Low/Reverse	30
JF405E				
293700-157	191700-157	45417-02701	Low	38
293702-157	191702-157	45462-02700	Low/Reverse	36
293704-157	191704-157	45486-02700	Reverse	36
293706-157	191706-157	45445-02700	High	24
JF506E				
242702A160	105702B	FP01-19-620	#6 Clutch High	24
242706-180	105706-180	FP01-19-590	#2 Clutch Low & Reverse	32
291700-170	162700-170	FP01-19-580	#1 Clutch Direct	24
291702-170	162704-170	FP01-19-5J0	#3 Clutch Low	30
291704-160	162706-160	FP01-19-3V0	#4 Clutch 2-4	32
291706-152	162708-152	FP01-19-610	#5 Clutch Reverse	32
JF011E,JF010E,NISSAN RE0F09A CVT				
292702-150	181702	31536-1XE00	Reverse	40
292700-150	181700	31536-1XD00	Fowward	36
JF009E, NISSAN RE0F08A CVT				
292708-160			Fowward	30
292710-160			Reverse	30
JF019E,NISSAN RE0F10J CVT				
			Reverse	
292713-140			Steel Plate Forward	28
RE0F06A CVT				
292704-163	181704-163		Forward	36
292706-163	181706-142		Reverse	30
JF613E, W6AJA, F6AJA				
296700-160			3-5-R Clutch	36
296702-140			High Clutch	36





FRICITION PLATE

O-TECH No.	Ref No.	OEM No.	Application	TTH
296704-140			Low Clutch	36
296706-150		274/AO5	Low Reverse Clutch	36
296708-140		2745A004	2-6 Brake	36
CVT for MARCH (JF414)				
295700-160			Overdrive	20
295702-200			Reverse	18
295704-155BS			Low Reverse	30
295706-155BS			Forward	30
Nissan				
RL3F01A,RN3F01A				
250700-180	061700	31532-01X00	Front(Forward)	8
250700-170	061704	31532-01X02	Front(Forward)	8
250702-200	061702	31662-01X01	Low/Reverse	8
RE4R01A,RL4R01A; RE5R01A, JR506E 1991-ON, (SUBARU) R4AX-EL (4AT), Subaru TR580				
251700-200	075700	31532-AA100;31532-41X12	Forward	36
251700-160	075700A	31532-AA111;31532-41X63	Forward	36
251702-160	075702	31532-AA120	High	30
251704-200	075704	31662-AA050	Low/Reverse	30
251704-180	075704-180	31662-AA090	Low/Reverse	30
251706-200	075706	31532-AA040	Reverse-narrow	34
251706A200	075706A	31532-AA080	Reverse-wide	30
251708-200	075708	31532-AA070	Overrun	18
251712-200	122712	31532-60x03	Reduction Direct	30
251714-160	122710	31532-60x02	Reduction Brake	30
215720-160			TR580 Forward	30
215722-160			TR580 Reverse	24
251710-200	075710	31588-AA020	Transfer Case-4AT	24
251710-180	075710-180	31588-AA060	Transfer Case-4AT	24
RE4F02A,RL4F02A				
240700-200	068700	31532-21X09	Low	30
240704-190	068704	31532-21X01	Reverse	8
240706-200	068706	31532-41X10	Low/Reverse	12
240702-160	068712	31532-21X10	High-Wide spline	30
251702-160	075702	31532-41X11	High-Wide spline	30
251706-200	075706	31532-41X10	Reverse	34



FRICITION PLATE

O-TECH No.	Ref No.	OEM No.	Application	TTH
RE4F03A, RL4F03A				
241700-180	107700	31532-31X02	Forward	30
241702-160	107702	31532-31X08	High-2.0L engine	20
241702A200	107702A	31532-31X01	High-1.6L engine	20
241704-195	107704	31532-31X00	Reverse	18
241706-195	107706	31532-31X04	Low/Reverse	30
241706A200	107706A200	31532-31X10	Low/Reverse	30
241708-160	107708	31532-31X16	Overrun	18
RE4F04A, 4F20E, JF403E, (MAZDA) LJ4AEL				
242700-160	105700	31532-80X02, 94385824	Forward	32
242700-140	105700-140	FX01-19-590A	Forward	32
242702A160	105702B	31532-80X10	High	24
242702-160	105702	31532-80X05	High	21
242704-160	105704	31532-80X06, 97066813	Reverse	28
242704A160	105704A160	31532-89X00	Reverse	28
242706-180	105706-180	31662-88X03	Low/Reverse	32
242706-160	105706	FX01-19-610	Low/Reverse(JF403E, LJ4AEL)	32
242708-160	105708	31532-80X16, 94385834	Overrun	20
RE4R03A, RG4R01A, ISUZU JR403E 1988-On				
243700-200	106700	31532-51X01	Forward	50
243702-160	106702-160	31532-51X04	High	64
243702-190	106702-190	31532-51X05	Reverse	64
243706-160	106706	31532-51X10	Low / Reverse	33
243708-200	106708-200	31532-51X06	Overrun - RG4R01A & JR403E	20
243708-160	106708	31532-51X02	Overrun - RE4R03A	20
RE5R05A, A5SR1/2; SUBARU 5 SPEED(5EAT) 2005-ON				
252700-170	174700-170; 174700-175	31532-90X00	K-1 Input, Intermediate	60
252702-160	174702-160	31532-90X02	K-2 High-Low Reverse	30
252704-170	174704-170	31662-90X00	B-1 Reverse Brake	50
252704A162	174704A162		B-1 Reverse Brake - SUV, Truck	40
252704A180	174704A180	45625-4C000; 31662-95X00	B-1 Reverse Brake - Kia Sorento	40
252706-160	174706-160	31662-90X02	B-2 Low Coast	30
252708-155	174708-155	31662-90X01	B-3 Forward	39
252710-180	174710-180	31532-90X01	Direct	24



FRICITION PLATE

O-TECH No.	Ref No.	OEM No.	Application	TTH
275710-160	135710-160	31532-AA290	Front Brake	30
251720-180	075720-180	31523-AA230	Transfer Clutch	50
252800	174712-188		Torque converter friction plate	40
2527S	174713-178		Torque converter steel plate	36
JR710E/JR711E 2009-ON				
253708-150		NA	Low Brake	36
253706-180		NA	input clutch	40
253704-150		31662-1XJOC	front brake	36
253702-150		31662-1XJOB	2,3,4,6 Brake Clutch	36
253800	174722-180		Torque converter	24
E4N71B,L4N71B				
213700-155	042700	45321-X0103	Forward,Direct,Overdrive	44
213702-190	042702	BU17-19-610	Low/Reverse	51
JF015E				
244700-160S			Reverse Clutch	32
244702-180			Low Clutch	36
244704-160			Forward Clutch	30
Mazda				
F4AEL				
271700-160	081700	FW01-19-610	Forward	42
271702-160	081702	FW01-19-590	Coast	16
271704-160	081704	FW01-19-5J0	Reverse	45
271706-160	081706	FW01-19-4F0	Low/Reverse	48
271708-160	081708	FW30-19-370A	3/4 Clutch	22
FN4AEL,4F27E(FORD),FORD - FNR5 2006-On,MAZDA - FS5A-EL 2006-On				
273700-160	133700-160	FN11-19-370	Forward,3rd & 4th(Direct)	32
273700A250	133700A250	FNE1-19-370	3rd&4th(Direct)-internal spline(mazda only)	32
273701A250	133701A250	FNE1-19-33Y	3rd&4th(Direct)-external spline(mazda only)	32
273700-180	133700-180	FN11-19-370	Overdrive Direct	32
273702-160	133704-160	FN01-19-5JX XS4Z-7B164AB	Reverse	32
273704-160	133706-160	FN01-19-4FX	Low/Reverse	42





FRICITION PLATE

O-TECH No.	Ref No.	OEM No.	Application	TTH
XS4Z-7B164BB				
273706-180	133708-180		Overdrive Brake (FS5A-EL,FNR5)	32
G4AEL,GF4AEL				
272700-160	074700	FU9A-19-580	Forward	48
272702-155	074702	FU50-19-590	Coast-Square tooth	44
272704-160	074704	FU50-19-4F0 E92Z-7B164C FU50-19-460	Low/Reverse-Square tooth	58
272704A160	074704A156	GF30-19-5J0	Reverse	32
272706-155	074712	FU01-19-590	Coast-"V" tooth	44
272708-160	074708	FU9A-19-370	3/4(Overdrive)	50
272708-160SM	074708SM	FU2G-19-370	3/4(Overdrive)	50
272710-160	074714	FU01-19-460	Low/Reverse-"V" tooth	58
F3A				
213700-155	042700	0338-19-500A	Forward,Direct	44
213710-155	063702	E7GZ-7B164C FT01-19-610	Low / Reverse	62
RC4AEL,JR405E, 4EAT(SUBARU)				
251704-160	075704-160	31662-AA060	Low / Reverse	30
291702-170	162704-170	FP01-19-5J0	Low	30
291702-180		31532-AA170	Low	30
291702-190			Low	30
275700-160	135700-160		Low - 4EAT Turbo only	30
275708-160	135708-160	31532-AA131	2-4 Brake	30
274706-155	039706-155	8-97330997-0	Reverse	30
274708-155	039708-155		High	30
275702-160	135702-160		High-4EAT	36
275706-160	135706-160		Reverse-4EAT	30
MAZDA FW6A-EL(FZ-21)				
276700-155S		FZ21-19-580A	High Clutch	40
276702-150BS		FZ21-19-580B	Low Clutch	28
276704-160BS		FZ21-19-4FOA	Low/Rev	60
276706-155BS		FZ21-19-3VOA	2/6 Clutch	32
276708-170BS		FZ01-19-5JOA	R/3/5	40
E/CW6A				



FRICITION PLATE

O-TECH No.	Ref No.	OEM No.	Application	TTH
277700-160S		FZ11-19-590	High Clutch	24
277702-158S		FZ11-19-580	Low Clutch	40
277704-173S		FZ11-19-4F0	Low/Rev	48
277706-158S		FZ11-19-3V0	2/6 Clutch	32
277708-178S		FZ11-19-530	R/3/5	60
277701		FZ11-19-334	Steel Plate High	32
277703		FZ11-19-571	Steel Plate Low	36
277705		FZ11-19-451	Steel Plate Low/Reverse	12
277707		FZ11-19-354	Steel Plate 2/6	12
277709		FZ11-19-561	Steel Plate 3/5 Reverse	12

Aisin

50-40LE,50-40LM,AW50-42LE, LM

281700-170	110700	24220532	Direct(C2),Coast(B1),Underdrive(C3)-LE	34
281700A170	110700A170	24220778	Direct(C2),Underdrive(C3)-LM	34
281702-170	110702	90542936	Forward(C1)	46
282704-170	110704	90348808	Low/Reverse(B3)	33
281704-190	110704A190	NA	2nd Brake(B2)-LM	40
281704-160	110704A160	N24220537	2nd Brake(B2)-LE	40
282704A170	110706	90348796	2nd Brake(B2)	33

55-50SN,55-51SN

281700-170	110700	90542422	B1 Coast-Brake	34
281700A170	110700A170	24220778	C3-Underdrive AW55-50SN	34
281700A150	110700A150	NA	C3-Underdrive AW55-51SN	34
281700B175	110700B175	24220648	C2-Direct AW55-50SN	34
281700B150	110700B150	24228586	C2-Direct AW55-51SN	34
282704-170	110704	90348808	B3-Low/Reverse AW55-50SN	33
281704-160	110704A160	24220537	B2-2nd Brake	40
281704-170			B2-2nd Brake	40
281704-190	110704A190	NA	B2-2nd Brake-LM	40
282704A170	110706	90348796	B3-Low/Reverse AW55-51SN	33
283700-175	159702-175	24220650	C1-Forward	49
283702-175	159712-175	24220563	B4-5th Brake	47

60-40,60-42LE(AF-13),60-40SN





FRICITION PLATE

O-TECH No.	Ref No.	OEM No.	Application	TTH
282704-170	110704	24220499	Low/Reverse	33
282700-170	115700	90444669	Forward,3-4 Clutch	51
282702-180	115702	90444546	Reverse(60-42LE)-wave	44
282702A180	115702A180	09120553	Reverse(60-41SN)	44
282702-170	115708	90444685	Coast	44
TF60-SN, 09G 6 Speed				
285700-170	129700-170		B1 - 2nd & 6th	40
285700-150			B1 - 2nd & 6th	40
285702-173	129702-173		B2 - Reverse	56
285702-150	129702-150		B2 - Reverse thin	56
285704-168	129704-168		C1 - 1st, 2nd, 3rd, 4th	56
285704-152	129704-150		C1 - 1st, 2nd, 3rd, 4th thin	56
285706-170	129706-170		C2 - 4th, 5th, 6th (09G)	55
285706-150	129706-170		C2 - 4th, 5th, 6th (09G)	55
285706A170			C2 - 4th, 5th, 6th (09G)	60
285706A152	129706A152		C2 - 4th, 5th, 6th (09M,09K)	60
285706A150			C2 - 4th, 5th, 6th (09M,09K)	60
285708-173	129708-173		C3 - Rev, 3rd, 5th	56
285708-150	129708-150		C3 - Rev, 3rd, 5th thin	56
TF690(CVT Lineartronic) [SUBARA FORESTER, EXIGA, LEGACY, OUTBACK],TR690				
251716-165			Start(TR690)	36
251718-160			Forward	36
251720-165			Reverse	40
251710-180	075710-180		Transfer Case	24
TF70-SC				
288700-150BS			C1 Clutch((1-2-3-4)	56
288702-150BS			C3 Clutch(4rd,5th,Reverse)	56
288704-150S			B2 Clutch(1st,Reverse)	56
288706-170BS			B1 Coast-Brake?	40
288708-150			C2 Clutch(4th,5th,6th)	60
TR60-SN, 09D				
286700-200	185700-200		B-1 clutch	48
286702-200	185702-200		K-3 clutch	36
286704-170	185704-170		B-2 clutch	50
286704-170S			B-2 clutch	50



FRICITION PLATE

O-TECH No.	Ref No.	OEM No.	Application	TTH
286706-200	185706-200		K-2 clutch	42
286708-200	185708-200		K-1 clutch	40
286800	185716		Torque converter friction	36
TR80-SD				
289700-160BS			Overdrive Clutch	36
289702-160BS			Reverse Clutch	36
289704-160			Direct Clutch	24
289706-170S			2nd Clutch	50
80-40LS,81-40LE				
284700-185	187700-185	35633-80A010,93741571	Forward (C1)	30
284718-150S		25188160	Forward (C1)	30
284702-185	187702-185	35667-80A020	Direct (C2)	36
284714-150		25188190	Second Direct Clutch	36
284704-185	187704-185	35677-80A040,93741611	Reverse (C3)	30
284716-185		25188174	3-4 Clutch	30
284706-185	187706-185	35682-80A020	Low / Reverse Brake (B3)	50
284708-185	187708-185	35683-80A020,93741615	2nd Brake (B2)	48
284708-185S		25188214	First and Reverse Drive Clutch	48
284710-185	187710-185	35633-80A030,93741449	Overdrive (B1)	36
284712-150S		25188201	Overdrive Clutch	36
AWF21, TF-80SC, AF40-6, AM6, AW6A-EL 6 Speed 2005-On;TF-82SC				
287700-170	197700-170		C1 Clutch - 1st, 2nd, 3rd & 4th (1st engine braking)	54
287700-150BS			C1 Clutch - 1st, 2nd, 3rd & 4th(TF-82)	54
287702-170	197702-170		C2 Clutch - 4th, 5th & 6th	55
287702-150BS			C2 Clutch - 4th, 5th & 6th(TF-82)	55
287704-170	197704-170		C3 Clutch - Reverse, 3rd & 5th	54
287704-150BS			C3 Clutch - Reverse, 3rd & 5th(TF-82)	54
287706-170	197706-170		B2 Clutch - Reverse (1st engine braking)	60
287706-170S			B2 Clutch - Reverse (1st engine braking)	60
287706-150S			B2 Clutch - Reverse(TF-82)	60



FRICITION PLATE

O-TECH No.	Ref No.	OEM No.	Application	TTH
mitsubishi				
F4A21/22/23,KM 3 & 4 Speed,A4AF2,A4AF3,A4BF3				
260704-180	059706	MD739092	End(Overdrive)	40
260704A165	059706A165	4556022761	End(Overdrive)	36
260700-190	059710	MD737892;MD722555 45449-28060;45473-36061	Direct,Forward clutch-large ID	38
260700-170	059710-170	45449-22770	Rear (Forward) clutch-A4BF3	38
260702A180	059704	MD728108	Low/Reverse - all except KM177	48
260702-180	059714	MD719833	Low/Reverse	51
F4A41,F4A42				
262700-170	123700	45525-39000	Underdrive-wave	30
262702-170	123702	45625-39500	2nd Brake(thick paper)	30
262704-170	123704	45445-39000	Reverse	30
262706-170	123706	45632-39000	Low/Reverse(thin paper)	30
262700A170	123708	45422-39000	Overdrive	30
F4A51,F5A51,V4A51,V5A51				
263700-170	124700	45422-39501	Underdrive(wave-F4A51,F5A51)	30
263702-170	124702	45625-39000	2nd Brake(thick paper)	30
263704-170	124704	45445-39500	Reverse-Wave	30
263706-170	124706	45632-39500	Low/Reverse(thin paper)-4,5 speed	30
263700A170	124708	VARIOUS	Overdrive	30
263708-170	124710-170	45562-39500	Direct-5 speed only	30
A5HF1 (HYUNDAI Azera 2006-ON, Entourage 2007-ON, Santa Fe 2007-ON, Saonata 2006-ON; KIA)				
263704A178	124704A178		Reverse	30
263710A183	124708B183	NA	Underdrive	30
263710A270			Underdrive (1 sided) - internal spline	30
263710B270			Underdrive (1 sided) - external spline	12
263700A170	124708	45422-39501	Overdrive	30
263700A250	124708A250		Overdrive (1 sided) - internal spline	30
263700B250	124709A250		Overdrive (1 sided) - external spline	20
263700C273			Overdrive (1 sided) - external spline	5
263702A188	124702A188		2nd Brake	30
263706A235	124706B235		2nd Brake (1 sided) - internal spline	30
263706B235	124707A235		2nd Brake (1 sided) - external spline	16





FRICITION PLATE

O-TECH No.	Ref No.	OEM No.	Application	TTH
263708A170	124710-170?		Direct	30
A5GF1 2006-On (MITSUBISHI, HYUNDAI, KIA)				
262704-170	123704	45445-39000	Reverse	30
262708A170	123708A	NA	Overdrive/Underdrive - wave	28
262702-170	123702	MD-759405	2nd Brake	30
262706-170	123706	MD-761304	Low/Reverse	30
262700B170	123708B	NA	Underdrive - wave[can be assembled by 262708A170]	27
262712-168	123712-168	NA	Direct	30
262714-180				30
A6GF1 2006-On (MITSUBISHI, HYUNDAI, KIA)				
267700-208BS	212702-213		3-5 Reverse(1 sided) - internal spline	30
267701-208BS	212703A205		3-5 Reverse(1 sided) - external spline	27
267701-250BS	212703A250		3-5 Reverse(1 sided) - external spline	27
267702-185S	212706-185		Underdrive	36
267704-175BS	212708-183		Low/Reverse	36
267704-175	212708-183		Low/Reverse	36
267706-180	212700-183		2-6 brake	36
267708-170BS	212704-178		Overdrive	36
A6MF1,A6MF2(HYUNDAI ix35 2010-ON)				
265700-170	45641-3B600		Low/Reverse	36
265702-180	45670-3B600		2~6 brake	36
265704-165BS	45525-3B800		Overdrive Clutch(Segmented)	36
265706-208	45425-3B600		3~5th Clutch (1 sided) - internal spline	30
265706-250			3~5th Clutch (1 sided) - internal spline	30
265708-210	45425-3B600		3~5th Clutch(1 sided) - external spline	27
265708-250	45425-3B600		3~5th Clutch(1 sided) - external spline	27
265708-300			3~5th Clutch(1 sided) - external spline	27
265710-173	45625-3B601		Underdrive Clutch	36
A6LF3, A6LF1 (HYUNDAI Azera 2011-12, Sonata 2009-12, Tusson ix 2009012; Kia Sorento 2009-12)				



FRICITION PLATE

O-TECH No.	Ref No.	OEM No.	Application	TTH
Sportage 2010-12),				
266700-180			2~6 brake	36
266702-200			3-5 Reverse clutch (1 sided) - internal spline	30
266703A200			3-5 Reverse clutch(1 sided) - external spline	27
266703A250			3-5 Reverse clutch(1 sided) - external spline	27
266703B225			3-5 Reverse A6LF2(1 sided) - external spline	27
266704-175			Underdrive Clutch	36
266706-175			Low/Reverse	40
266708-165BS			Overdrive Clutch	36
GETRAG DSG(MITSUBISHI 6DCT470/SPS6, VOLVO 6DCT450/MPS6 6 SPEED 2008-ON)				
268700-188S	209700-188		1-3-5 Reverse clutch	34
268702-185S	209702-185		2-6 clutch	32
268700-180S	209700-188		1-3-5 Reverse clutch	34
268704-180S			2-6 clutch	45
268706-140S			2-6 clutch	45
Hyundai Kia A8TR1				
269700-180S				30
269702-200S				30
269703-200S				30
269704-200S				36
269705-200S				30
269706-140S				48
269707-140S				36
269707-250S				36
269708-260S				30
269709-260S				23
269710-180				36
269711-180				24
269701-170				30
GAMMA CVT(HYUNDAI K3, AVANTE, I30, KONA, VELOSTER, VERNA, FORTE, RIO, STONIC, SOUL, ACCENT, ELANTRA 1.6L, 2016-2020)				



FRICITION PLATE

O-TECH No.	Ref No.	OEM No.	Application	TTH
270700-180S			Friction Internal Forward	36
270701-180S			One-sided External Forward Friction	30
270702-200S			Reverse Friction	36
270703-170			Steel Reverse	9
A4CF2				
264700-175		Vanious	Underdrive - Wave	30
264702-175		Vanious	2nd Braker	30
264704-175		Vanious	Reverse	30
264706-175		Vanious	Low / Reverse	30
264708-175		Vanious	Overdrive	30
A4CF0				
264714-173		A4CF0-2	Friction Plate U/D Clutch	30
264708-175		A4CF0-0	Friction Plate O/D Clutch	30
264715-180			Steel Plate U/D Clutch	20
264709-380			Steel Plate O/D Clutch	20
264703-180			Steel Plate 2/4 Brake	14
A5CF2				
265712-175			Direct	30
265714-175			Reduction Brake	28
264700-175		Vanious	Underdrive - Wave	30
264702-175		Vanious	2nd Braker	30
265704-175?				
265706-175?				
265708-175?				
F4A33, W4A33				
261700-170	108700	MD735828	Front(Direct)	38
261702-170	108702	MD731582	Rear(Forward)	42
261704-170	108704	MD731586	Low/ Reverse	54
260704-180	059706	MD739092	End(Overdrive)	40
F1C1 CVT				
262700-170	123708	45422-39000	Reverse	30
262710-145	123710-145	NA	Forward	30
AVANTE CVT				



FRICITION PLATE

O-TECH No.	Ref No.	OEM No.	Application	TTH
262720-180BS				36
Honda				
APXA,MPOA,AOYA,MPWA,MPXA,PX4B,B7XA(V6 Eng)				
220702-195S	078700G	22544-PX4-003;22545-P7Z-003	1st(low),2nd,3rd,4th,Low-Hold	44
Honda 3 SPEED				
226702-195	058700	22544-PA9-000;/010/013/020	1st,2nd,3rd	38
MAXA BAXA M6HA MDWA				
220702-195S	078700G	22544-PRP-003	3rd,4th	44
220700-195S	119702	22544-P6H-003	2nd	44
220700-195S	119700	22544-P6H-003	1st(low)	44
MCVA,MRVA				
220702-195S	078700G	22545-P7Z-023	Low,2nd	44
220704-195S	134700-195	22546-PRP-003	3rd/4th	44
220704-195DS			3rd/4th	44
BCLA,DCLA				
220702-195S	078700G	22545-P7Z-023	Low/2nd/3rd	44
223700-200	169700-200	22545-RCR-003	3rd	42
223700-200DS			3rd	42
220704-195S	134700-195	22546-PRP-003	4th/5th	44
220704-195DS			4th/5th	44
MZKA,MZNA,MNZA,BZKA(2007-ON Element); MZJA,MZHA,BZHA,BZJA(2007-ON CR-V)				
223700A195S		22544-R91-003,22544RCL-A01	Low, 2nd, 3rd High Energy	42
220704A195S		22546-RCL-A02,22546-RCL-A01	4th, 5th	44
B7WA MGFA M7WA BGHA MGHA BYBA				
227700-195	116702	22544-P7W-003 22546-RJB-003 22544-POZ-003	1st(low)	49
227700-195BS		22546-RJB-E01	Low	49
222700-195	146704-195	22545-PGH-A02	2nd	30
222700-195S			2nd	30
222700-195DS			2nd	30





FRICITION PLATE

O-TECH No.	Ref No.	OEM No.	Application	TTH
221700-195	146706-195	VARIOUS	3rd-Except MGHA,BGHA,BYBA	42
221700-195DS			3rd-Except MGHA,BGHA,BYBA	42
221700-195S			3rd-Except MGHA,BGHA,BYBA	42
221702-195	157706-195	22644-PGH-003	3rd-MGHA,BGHA,BYBA only	42
221702-195DS			3rd-MGHA,BGHA,BYBA only	42
221702-195S			3rd-MGHA,BGHA,BYBA only	42
220706-195	134702-195	22544-P7Z-023	4th/5th	44
220706-195S			4th/5th	44
220706-195DS			4th/5th	44
220702-195S	078700G	22544-PX4-003	Low-Hold	44
B7TA, B7VA, B7YA (ACURA 4 SPEED 1999-ON)				
220704-195S	134700-195	22546-PPV-A01	1st(low),2nd	44
220706-195	134702-195	22644-P7T-003,22644-RDG-003	3rd,4th	44
MPZA				
227700-195	116702	22544-P7W-003	1st(low)	49
227700-195BS		22546-RJB-E01	Low	49
220702-195S	078700G	22544-PRP-003	2nd/3rd/4th	44
220700-195S	116700	22674-POZ-003	Low-Hold	44
M4TA,MDMA				
226706-190	058730	22544-P56-N01	2nd/3rd/4th	38
226706-190	058730G		1st (low)	38
226706-190DS			1st (low),2nd/3rd/4th	38
226700-200	058724	22544-P24-S00	Low-Hold	38
CVT(1996-On) MLYA,SLYA,SZCA,SMMA, SMVA, SWRA,MHTA,M4VA				
226704-190	058710G	22544-PC9-000	Forward	38
226704-190BS	058710G		Forward	38
226704-190S	058710G	22544-PLX-A01	Forward	38
226704-190DS	058710G	22544-PLX-A01	Forward	38
228700-195	058720G	22545-PX4-003	Low (Starting Clutch)	41
228702-195			Low	41
228702-195DS			Low	41
225700-200	118704	22549-P4V-000	Reverse Brake	24
HONDA 5 SPEED 3 SHAFT (CIVIC SPCA 2006-ON)				
226702-195	058700	22544-PA9-000	Low	38



FRICITION PLATE

O-TECH No.	Ref No.	OEM No.	Application	TTH
		22544-RPC-003		
226708-195	058704-195	22544-RPC-004	2nd/4th	40
226710-195	058706-195	22545-RPC-003	3rd/5th	40
226710-195S	058706-195	22545-RPC-003	3rd/5th	40
2012 HONDA CIVIC(5 SPEED)				
231700-195BS			Low	30
231702-195			2nd/4th	30
231704-195BS			3rd/5th	30
ACURA MDX - (MDKA, BDKA), ACURA RL-MJBA, ACCORD HYBRID-MURA				
220702-195S	078700G	22544-RJB-003;22544-PX4-701+D559	Low Hold MDKA, BDKA	44
220702-195BS			Low Hold MDKA, BDKA	44
220702-195DS		22544-RJB-003,22546-PAX-003	Low Hold MDKA, BDKA	44
223700-200	169700-200	22545-RCR-003	Low Hold MJBA, MURA	42
223700-200DS			Low Hold MJBA, MURA	42
227700-195	116702	22544-P7W-003	Low	49
227700-195BS		22546-RJB-E01	Low	49
229704-195	172704-190	22545-RJB-003 22545-RDK-013 22545-RDK-023	2nd	28
229704-195DS		22545-RJB-003 22545-RDK-023	2nd	28
229706-195	172706A190	22644-RDK-003	3rd	42
229706-195DS		22644-RDK-003	3rd	42
229706A195	172706-190	22544-RDK-003	3rd	42
229708-195	172708-190	22645-RDK-003	4th / 5th MDKA, BDKA	44
229708-195DS		22645-RDK-003	4th / 5th MDKA, BDKA	44
229708A195	172708A195	22646-RJB-003	4th / 5th MJBA, MURA	44
229708A195DS	172708A195	22646-RJB-003	4th / 5th MJBA, MURA	44
ACURA (BDHA, BK3A, BK4A, MJBA, BYFA, MMZA, BGRA, PGRA, B36A, P36A, PN4A PN3A, B97A,P79A) 2007-ON				
229704-195DS		22545-RJB-003,22545-RDK-023	2nd	28
229710-195S		22644-RJB-L01	3rd(TL, RL)	32



FRICITION PLATE

O-TECH No.	Ref No.	OEM No.	Application	TTH
229710A195		22644-R97-003	3rd(Pilot, MDX)	42
229710A195DS		22644-RJB-E01	3rd(Pilot, MDX)	42
229712-195S		22645-RJB-L01 22645-RK3-003	4th, 5th(TL, RL)	32
229712A195		22645-R97-003	4th(Pilot)	45
229712A195DS		22645-RWE-003	4th(Pilot)	45
229708-195	172708-190	22645-RYF-003 22645-RDK-003	4th,5th(MDX)	44
229708-195DS		22645-RDK-003	4th / 5th MDKA, BDKA	44
229712B195		22646-R97-003	5th(Pilot)	42
229712B195DS		22646-RWE-003	5th(Pilot)	42
227700-195BS		22546-RYF-003 22544-P0Z-003	Low Clutch	49
220702-195S		22544-RJB-L01 22544-RJB-003	Low Hold Clutch	44
MT4A, ARP6, M7PA (ACURA 6 SPEED) 2010-ON				
230700-195BS		NA	Low Clutch	30
230702-195BS		NA	2nd, 5th Clutch	34
230704-195BS		NA	3rd, 6th Clutch	30
230706-195BS		NA	4th Clutch	36
HONDA CRV(B5RA)				
220702-195S		22544-PR9-013	1st, 2nd, 3rd High Energy	44
231708-195BS		22544-PRP-003	Low, 2nd	42
231706-195BS		NA	2nd, 3rd	30
SMMA, FIT(2007-ON, L4, 1.5L)				
226702-195	058700	22544-PA9-000 22544-RPC-003	1st,2nd,3rd	38
226700-195	172700		4th	40
MDSA, M4JA (ACURA DCT 8 SPEED)				
232700-160S			Friction main & Secondary Clutch	44
232702-180			Friction Reverse Clutch	32
232703-160			Steel Reverse Clutch	24
232701-200			Steel Main Clutch	30
232701-230			Steel Secondary Clutch	30
CVT FWD (M3WC-CIVIC 14-15 1.8L, JDJC-CIVIC 16-17 2.0L; FIT 15-17 1.5L; HR-V 16-17 1.8L)				



FRICITION PLATE

O-TECH No.	Ref No.	OEM No.	Application	TTH
231710-193S		N/A	Friction FWD Clutch	43
231712-200S		22545-5T0-003	Friction Reverse Brake	24
231711-160		N/A	Steel FWD Clutch	24
231713-160		22544-5T0-003	Steel Reverse Brake	12
		CVT (MWWA & MFHA)		
231714-195S		22545-RFH-003	Friction Reverse Brake	24
TOYOTA				
A140,A141,A142				
201700-170	065700	35633-32050	Direct,Forward,Overdrive Direct	40
201702-170	065702	1239992-9	2nd Brake(Coast),Overdrive Brake	33
201706-195	065706	VARIOUS	Overdrive Brake	24
201706-205		VARIOUS	Overdrive Brake	24
201700-195	065710	VARIOUS	Overdrive Direct	40
201702-195	065712	VARIOUS	2nd Brake(Coast)-some models	33
A240 SERIES				
201700-170	065700	NA	Forward,Direct-A240,241,242,244	40
201702-170	065702	1239992-9	2nd Brake,Low/Reverse-narrow paper	33
201700-195	065710	VARIOUS	Direct-A241,245,246,247	40
202700-195	067702	VARIOUS	Underdrive#(Direct)2,Differential(4wd-A241H)	34
202702-170	067704	VARIOUS	Underdrive#(Brake)-wide paper	26
A340E,H,F,341E,343E,A343F,350E				
203700-210	073700	35677-30090	Forward	40
203700-170	073700A	35677-14010	Forward Forward - Trucks with V6 & Turbo	40
203700-190	073700-190	35677-50020;35677-30150	Forward	40
203700-200	073700-200	35677-30170	Forward (Lexus, Volvo Trucks with 4 cyl.)	40
203702-210	073702	35633-33020,35667-50030	Direct	40
203702A200	073702B200		Direct	40
203704-200	073704	35667-60010 8-94479-808-0	2nd Brake	32
203706-170	073706	35677-30180 35677-30110,35677-30080	Low/Reverse	32
203708-210	073708	35633-30040	Overdrive Direct	32



FRICITION PLATE

O-TECH No.	Ref No.	OEM No.	Application	TTH
203710-210	073710	34633-60010	Overdrive Brake	24
203712-170	073712	34653-35020	T/C Front, Direct	44
203714-170	073714	34683-35020	T/C Low	53
A440F,A442F,AW 450-43LE(1998-On)				
		35633-60040		
204700-210	083700	8-97256-973-0	Direct,Forward	46
		8-97256-973-0		
204700-180	083700-180		Forward - AW 450-43LE	46
204700-200	083700-198		Direct - AW 450-43LE	46
		35633-36060		
204702-210	083702	8-97256-938-0	2nd & Overdrive Brake-A440F	70
		35633-60030,97256954		
204702-170	083704	8-97256-954-0	Low/Reverse	70
204704-210	083702A	35633-36050	Overdrive Brake-A442F	75
204708-210	083710-210	8-97257-043-0,97257043	Overdrive Direct -Some overseas(A442F)	47
204706-210	083712-210	97257023,8-97257-023-0	Overdrive Brake-Some overseas(A442F)	20
204706-160	083712-160	8-97257-023-0	Overdrive Brake	20
A540E/H,A541E				
201700-150	065700-150	35633-33010	Forward-A541E	40
201706-195	065706	35677-20010	Overdrive Brake-A541E	24
201700-195	065710	35633-20010	Overdrive Direct	40
201702-195	065712	35677-33020	2nd Brake-A540E(88-91),A541E(94-ON)	33
201702A195	065712A	35677-33050	2nd Brake-A540H	36
201702-150	065722	35677-32060	Low/Reverse-A540E,A540H	33
201702A150	065722A	35677-33040	Low/Reverse-A541E	36
203702-210	073702	35633-33020	Direct-A541E	40
A650E, A650F, A650H 1997-ON				
203700-190	073700-190	35677-30150,35677-50010	Forward	40
203702-170	142704-170	35065-51040	Direct	40
205702-170	142702-170	35683-30010	1st, Low / Reverse Brake	44
205706-180	142706-180	35067-30021	2nd Brake	36
205708-220	142708-220	35066-30030	3rd Brake	36



FRICITION PLATE

O-TECH No.	Ref No.	OEM No.	Application	TTH
203710-210	073710	34633-60010	Overdrive Brake	24
203708-210	073708	35633-30040	Overdrive Direct	32
A750E,A750F				
206702-150	173700-150	35667-60020	Direct	36
206700-150	173702-150	35667-60010	Rear	40
206710-190	173704-190	35633-60070	Forward	30
206712-190	173708-180	35681-60010	#1 Brake	40
206714-160	173710-150	35682-60010	#2 Brake	40
206704-190	173706-185	35693-60010	#3 Brake	40
206706-155	173712-150	35684-60010	#4 Brake	48
A760E/H,A761E/H				
206700-150	188700-150	35677-50040,35677-60010	Input	40
206702-150	188702-150	35667-60020	Direct	36
206704-190	188704-190		Intermediate	40
206706-155	188706-155		Low / Reverse	48
206708-155	188708-155	35685-50010	Coast	30
206710-150	188710-150	35633-50010	Forward	30
206710-170		35633-35010	Forward	30
206712-190	188712-190	35681-60010	Underdrive	40
206712-190S		35681-60020	#1 Brake	40
206714-160	188714-160		Overdrive	40
A960E,A961E				
208700-155	203702-150	35677-22100	Revesre	40
208702-150	203704-150	35667-22030	Direct	36
208704-190	203710-188	35066-22020	Intermediate(Brake #3)	36
208706-150	203712-155	35684-22010	Low/ Reverse(Brake #4)	42
208708-150	203714-150	35685-22010	Coast	30
208710-150	203700-150	35633-22070	Forward(Input)	30
208712-190	203706-183	35681-22010	Underdrive(Brake #1)	40
208714-155	203708-155	35682-22010	Overdrive(Brake #2)	35
U140E, U140F				
209700-180	136700-180	35633-21010	Forward	40
209702-180	136702-180	35667-21010	Direct	40
209704-180	136704-180	35681-21010	2nd Brake	40
209706-180	136706-180	35682-21010	1st/Reverse	40





FRICITION PLATE

O-TECH No.	Ref No.	OEM No.	Application	TTH
209708-180	136708-180	34261-21010	Underdrive Brake(#1)	40
209710-180	136710-180	34262-21010	Underdrive Brake(#2)	28
U240E,U241E				
209700-180	136700-180	35633-21010	Forward	40
209702-180	136702-180	35667-21010	Direct	40
209704-180	136704-180	35681-21010	2nd Brake	40
209706-180	136706-180	35682-21010	1st/Reverse	40
209708A180	145708-180	34261-32020	Underdrive Brake(#1)	40
209710A180	145710-180	34262-32020	Underdrive Brake(#2)	28
U150E				
209700A180	136700A180	35633-33090	Forward(#1 Clutch)	40
209702-152	136702-152	35667-33010	Direct(#2 Clutch)	40
209704-180	136704-180	35681-33010	Brake(#1)	40
209706-180	136706-180	35682-28010	Brake(#2)	40
209708-180	136708-180	34261-28010	Underdrive(#1)	40
209710-180	136710-180	34262-33010	Underdrive(#2)	28
209712-170	163712-170	34627-33010	Overdrive Direct	40
U250E				
209700A180	136700A180	35633-33090	Forward(#1 Clutch)	40
209702-152	136702-152	35667-33010	Direct(#2 Clutch)	40
209704-180	136704-180	35681-33010	Brake(#1)	40
209706-180	136706-180	35682-28010	Brake(#2)	40
209712-170	163712-170	34627-33010	Overdrive Direct	40
209708A180	145708-180	34261-32020	Underdrive Brake(#1)	40
209710A180	145710-180	34262-32020	Underdrive Brake(#2)	28
U340E,U341E				
210700-180	144700-180	35633-52020	Forward	40
210702-180	144702-180	35667-52020	Direct	40
210704-180	144704-180	35682-52020	2nd Brake	32
210706-180	144706-180	35683-52020	Low/Reverse	44
210708-185	144708-185	35677-52020	Coast	32
210710-180	144710-180	34633-52020	2nd Coast & Overdrive Brake	40
U540E,U541E;DAIHATSU A4LB-1				
211700-157	127710-157	NA	Forward	30
211702-152	127712-152	NA	Input	30



FRICITION PLATE

O-TECH No.	Ref No.	OEM No.	Application	TTH
211704-147	127714-147	NA	Low/Reverse	30
211706-170	127716-170	NA	Center Support	30
211706-150			Center Support	30
211708-170	127718-170	NA	Overdrive Brake	30
211708-150			Overdrive Brake	30
U440E				
284718-150S		25188160	Forward (C1)	30
284708-185S		25188214	Reverse Drive Clutch	48
U660E				
212700-180	199700-180	NA	C1 - 1st, 2nd, 3rd, 4th drive; C2 - 4th, 5th, 6th drive	40
212702-185	199704-185	NA	B1 - 2nd, 6th brake; B3 - 3rd, 5th, Reverse brake	40
212702-185S			B1 - 2nd, 6th brake; B3 - 3rd, 5th, Reverse brake	40
212704-150	199706-150	NA	B2 - 1st, Reverse brake	40
212704-150S			B2 - 1st, Reverse brake	40
U760E, TM-60LS				
212702-185S		35683-07010	B1, B3	40
212704-150S		35682-07010	B2	40
212700-180		35065-33020, 35607-33010	C1, C2	40
U880E/F				
218700-150S		35883-48010	C4	36
218702-150S		35677-48010	C3	54
218704-170S		35667-48010	C2	55
218701-180		35884-48010	C4	32
218703-230		35648-48010	C3	36
218705-180		N/A	C2	24
UA80E/F				
218710-150S		35633-48030	Forward	48
218716-150S		35667-48030	C2	52
218718-150S		N/A	C3	56
218720-150S		N/A	C4	40
218712-150S		35682-48030	1st Rev	40
218714-150S		35681-48010	Brake-1	48





FRICITION PLATE

O-TECH No.	Ref No.	OEM No.	Application	TTH
218711-180		35634-48050	Steel Plate Forward	40
218717-180		35647-48030	Steel Plate C2	40
218719-200		N/A	Steel Plate C3	48
218721-180		N/A	Steel Plate C4	32
218713-180		35692-48020	Steel Plate 1st Rev	15
218715-180		35691-48010	Steel Plate Brake-1	34
AA80E, TL80-SN, GS460/LS460, 2007-ON				
217700-180	207700-180		Forward	48
217702-183	207702-183		Reverse	36
217702-183S			Reverse(TL-80SN, AA81E)	36
217702A190S			Reverse(AA80E)	36
286706-200	207704-203		Direct (2nd)	42
217706-206	207706-206		Overdrive	36
217706-206BS			Overdrive	36
217708-188	207708-188		Brake#1	36
217708-188BS			Brake#1	36
217710-155	207710-155		Brake#2	50
217710-155S			Brake#2	50
SUBARU				
M41,M41A				
213700-155	042700	VARIOUS	Forward,Reverse(Direct)	44
213702-235	042712	34079-8710	Low/Reverse	51
213704-240	042722	34079-8720	Low/Reverse	45
213708-240	042732	31662-AA010	Low/Reverse	48
213708-230	042732A	31662-AA020	Low/Reverse	48
213706-290	042706	31588-AA041	Tansfer Case	33
Geely Z140, Z200 Mei Renbao;DAIHATSU MINI, GEELY 4AT-1A/2A				
801700		7000-D0AB	C3-High	10
801701		7001-D0AB	C2(4AT-1A)	10
801702	127706-160	7002-D0AA	B2-Brake;MINI Low / Reverse	21
801702A			B2(GEELY 4AT-1A/2A)	21
801702-200	127706		MINI Low / Reverse	21
801703	127702-160	7003-D0AB	C1,C2(3AT);MINI Forward; C1(4AT-1A/2A)	10
801703-180B			MINI Forward	10





FRICITION PLATE

O-TECH No.	Ref No.	OEM No.	Application	TTH
801703-180			MINI Forward	10
801703-200	127702		MINI Forward	10
801704	127700A		MINI Input Clutch; C3(4AT-1A/2A)	30
801705	127704A155		C2(4AT-2A);MINI Center Support - external spline	35
Suzuki A174, Jimny, LANDY				
802701			Forward, 3th/4th	28
802702			1st/Reverse	50
802703			Reverse	36
802704			2nd Coast	42
802705			2nd/4th	36
BMW MINI				
803700	082700, 082700SM	NA	Reverse / Input	24
V4A12(VERYCA 4SPEED)				
804701				34
804702				36
804703				48
ASIAN MINI CARS				
805700-170	079724		Forward & Direct	41
805700-180	079724-180		Forward & Direct-Pico	41
805702-170	079726		Low / Reverse	44
805702-200	079726-200		Low / Reverse-Pico	44
ASIAN / BORG WARNER T35, TA, TB, TC, T37, T65, T66, BW40/51				
806700	029710	NA	Front, Rear	36
806701	029701	NA	Front, Rear-Steel Plate	36
DAEWOO				
BTR 85/91/95LE, 74/93/97LE 1990-On				
215700-200	079704;079704 A200;079700;0 79700A200	0585-666-007 0585-666-013	C1, C2, C3 Clutch	46
215702-200	079702;079702 A200	0585-666-010	C4 Overrun Clutch	41
OTHERS				
Sang Yong M11, QR640AHA				



FRICTION PLATE

O-TECH No.	Ref No.	OEM No.	Application	TTH
M11-0	200700D		C2	33
M11-2	200702D		C1	35
M11-4	200704D		C3	34
M11-6	200706D		B2	40





STEEL PLATE

Ref No.1	Ref No.2	Application	ID	OD	Thick	Teeth
	266701-210	Hyundai, Kia A6LF1/2 2-6 Brake	167.20	198.30	2.10	7
	266701-230	Hyundai, Kia A6LF1/2 2-6 Brake	167.20	198.30	2.30	7
	266701-250	Hyundai, Kia A6LF1/2 2-6 Brake	167.20	198.30	2.50	7
	266701-340	Hyundai, Kia A6LF1/2 2-6 Brake	167.20	198.30	3.40	7
	266705-200	Hyundai, Kia A6LF1/2 Underdrive	157.10	198.50	2.00	7
	266705-200	Hyundai, Kia A6LF1/2 Underdrive	157.10	198.50	1.80	7
45641-3B400	266707-100	Hyundai, Kia A6LF1/2 Low/Reverse	173.20	199.60	1.00	15
	213709-102					
	266709-280	Hyundai, Kia A6LF1/2 Overdrive	150.20	175.60	2.80	27
		Jatco CVT for MARCH	139.92	164.10	1.40	10
		Jatco CVT for MARCH	108.40	130.40	1.40	24
		ZF8HP55, A Clutch	122.80	153.50	1.80	30
		ZF8HP55, B Clutch	172.80	206.80	1.80	35
		ZF8HP55, E Clutch	127.10	163.30	2.10	24
		ZF8HP55, D Clutch	145.20	177.80	2.00	30
		ZF8HP70, TRANSFER CASE	113.20	140.30	1.00	30
	141715-177	MERCEDES 722.6 Torque Converter	143.00	184.90	1.75	20
	141715-390	MERCEDES 722.6 Torque Converter	143.00	184.90	3.90	20
		Ford 6F35	191.40	243.20	1.70	12
24231777	204711-180	6T30 1-2-3-4	173.20	209.70	1.80	11
24231764	204713-175	6T30 Low/Reverse	174.20	218.60	1.75	12
	204715-175	6T30 4-5-6	91.70	114.52	1.75	36
24256228	204719-250	6T30 2-6	173.20	208.00	2.50	15
24231692	204717-250	6T30 3-5 Reverse	131.80	156.40	2.50	36
24237521	204715-165	6T30 4-5-6	91.70	114.52	1.65	36
24237521	204715-250	6T30 4-5-6	91.70	114.52	2.44	36
24230757		6T30 3-5 Supply(Waved)	140.10	170.40	1.00	36
		ZF8HP45 A Clutch	106.90	137.30	1.85	27
		ZF8HP45 B Clutch	155.60	185.08	1.80	36
		ZF8HP45 C/E Clutch, Int'l Spline	108.05	138.70	2.15	24
		ZF8HP45 D Clutch	125.80	153.40	2.10	24
		8HP Torque Converter	165.00	207.00	2.80	30
		8HP Torque Converter	165.00	207.00	1.80	30
		ZF9HP Front	147.30	167.00	2.10	36
		ZF9HP Rear large	203.50	222.20	3.00	36






STEEL PLATE

Ref No.1	Ref No.2	Application	ID	OD	Thick	Teeth
		ZF9HP Rear Small	137.70	163.00	2.70	30
		ZF9HP Rear Intermediate	186.00	215.00	2.10	36
		A5CF2	111.25	145.25	2.50	30
		A5CF2 Direct Clutch	90.65	114.35	2.10	36
		A5CF2	83.90	112.20	2.80	12
		A5CF2 Reduction Brake	83.80	112.20	2.80	18
		A5GF1 Direct	81.80	106.70	2.90	20
	165705-400	A5HF1	91.20	127.20	4.00	20
	212701-200	A6GF1 2-6 brake	150.30	177.56	2.00	7
	212701-230	A6GF1 2-6 brake	150.30	177.56	2.34	7
	212707-180	A6GF1 U/D Clutch	141.38	178.60	1.80	7
	212709-100	A6GF1 Low/Rev	151.80	177.00	1.00	15
	212709-250	A6GF1 Low/Rev	152.00	177.00	2.52	15
	212705-270	A6GF1 OD Clutch	134.20	158.60	2.72	27
	265705-210	A6MF1(Hyuandai,Kia), O/D CL	134.40	158.50	2.10	27
	265707-230	A6MF1 (Hyuandai,Kia), 2-6 brake	158.30	185.70	2.30	7
	265703-180	A6MF1 (Hyuandai,Kia), U/D CL	148.30	185.80	1.80	7
	265701-100	A6MF1 (Hyuandai,Kia), Low/Rev	159.90	185.20	1.00	15
	265705-230	A6MF1 (Hyuandai,Kia), O/D CL	134.40	158.50	2.30	27
	265703-210	A6MF1 (Hyuandai,Kia), U/D CL	148.30	185.80	2.10	7
	265703-230	A6MF1 (Hyuandai,Kia), U/D CL	148.30	185.80	2.30	7
	265701-150	A6MF1 (Hyuandai,Kia), Low/Rev	159.90	185.20	1.50	15
	265701-170	A6MF1 (Hyuandai,Kia), Low/Rev	159.90	185.20	1.70	15
	265707-210	A6MF1 (Hyuandai,Kia), 2-6 brake	158.30	185.70	2.10	7
		TOYOTA AB60F 2nd BRAKE (#3 BRAKE) (B3) CLUTCH	157.00	201.42	2.40	15
		TOYOTA AB60F 4-5-6(DIRECT) (C2) CLUTCH	165.51	187.55	1.80	24
		TOYOTA AB60F 6nd (#2 BRAKE) (B2) CLUTCH	137.69	179.78	2.00	13
		TOYOTA AB60F COAST CLUTCH (C4)	108.64	130.43	1.80	24
		TOYOTA AB60F REVERSE (#4 BRAKE) (B4) CLUTCH	145.06	174.29	2.00	16
		TOYOTA AB60F 1-2-3-4 (FORWARD) (C1) CLUTCH	114.12	134.54	1.80	24




STEEL PLATE

Ref No.1	Ref No.2	Application	ID	OD	Thick	Teeth
		TOYOTA AB60F 3-5 REVERSE CLUTCH (REAR) (C3)	160.27	187.55	2.40	24
		TOYOTA AB60F REVERSE 5-6 (#1 BRAKE) (B1) CLUTCH	166.55	198.25	2.40	13
22653-RJB-E01 22655-RWE-003		B97A,B36A,P36A 3RD	90.80	133.50	2.00	20
22640-RYF-003		BYFA 3RD	90.80	133.55	1.80	24
22657-RJB-E01 22659-PVL-003 22657-RYF-003		B97A,B36A,P36A 4TH BYFA 4TH,5TH	95.10 93.40	137.65 137.70	1.60 1.60	24 28
	129705-180	AWTF60SN, VW 09G K1 - 1st, 2nd, 3rd, 4th	130.60	152.80	1.80	40
		AWTF60SN, VW 09G K1 - 1st, 2nd, 3rd, 4th	130.60	152.80	3.00	40
		AWTF60SN, VW 09G K1 - 1st, 2nd, 3rd, 4th	130.60	152.80	3.20	40
	197707-180	AWTF80 (AF40) / TF81SC (AF21) B2 Clutch - Reverse	173.00	195.30	1.80	14
	185709-200	AWTR60SN (09D), K-1 clutch	149.60	170.94	2.00	36
	129709-180	AWTF60SN, VW 09G K3 - Rev, 3rd, 5th	130.81	162.05	1.80	40
		AWTF60SN, VW 09G K3 - Rev, 3rd, 5th	130.81	162.05	1.60	40
		AWTF60SN, VW 09G K3 - Rev, 3rd, 5th	130.81	162.05	1.70	40
	197701-180	AWTF80 (AF40) / TF81SC (AF21) C1 Clutch - 1st, 2nd, 3rd & 4th	141.20	162.79	1.80	40
	185707-200	AWTR60SN (09D), K-2 clutch (VW / AUDI)	114.30	142.80	2.00	36
	129701-180	AWTF60SN, VW 09G B1 - 2nd & 6th	168.00	191.26	1.80	12
	197703-180	AWTF80 (AF40) / TF81SC (AF21) C2 Clutch - 4th, 5th & 6th	143.31	165.61	1.80	36
	185703-200	AW TR60SN (09D), K-3 clutch	145.90	177.80	2.00	36
	185703-320	AWTR60SN (09D), K-3 clutch	145.90	177.80	3.20	36
	129703-183	AWTF60SN, VW 09G B2 - Reverse	157.99	179.88	1.80	14
	197705-230	AW TF80 (AF40) / TF81SC (AF21) C3 Clutch - Reverse, 3rd & 5th	143.31	170.84	2.30	36
	185701-200	AW TR60SN (09D), B-1 clutch	170.00	206.93	2.00	10



STEEL PLATE

Ref No.1	Ref No.2	Application	ID	OD	Thick	Teeth
	129707-180	AWTF60SN, VW 09G K2 - 4th, 5th, 6th	127.00	151.26	1.80	24
		AWTF60SN, VW 09G K2 - 4th, 5th, 6th	127.00	151.26	1.65	24
		AWTF60SN, VW 09G K2 - 4th, 5th, 6th	127.00	151.26	1.75	24
	185705-180	AW TR60SN (09D), B-2 clutch	159.40	181.89	1.80	24
90348778 7-11-399	110703	AW50-40,42LE FORWARD (C1)	114.07	142.11	1.80	12
90542937, 24220649, 35634-55A010	110703-195	AW 50-40,42LE, DIRECT-SELECTIVE, AW55-50/51SN C1-FWD, SATURN AF23-5 Forward	114.07	142.24	2.00	12
24220531, 90348787 7-11-398	110709	AW50-42LE (B1,C3), AW55-50/51N (B1), SATURN AF23-5 2nd Coast (B1)	90.98	115.87	1.80	8
24220777	110701A180	AW50-40/42LE (C2), AW55-50/51SN (C3), SATURN AF23-5 4-5 Clutch (C1)	90.98	119.38	1.80	18
N/A	110709A250	AW50-42LE (C3)	90.98	119.38	2.50	18
90348807, 7-11- 403	110705	AW50-42LE (B3)	143.79	168.91	1.80	15
24220500 35884-55A010	159705-180	AW55-50/51SN Low/Reverse - B3, SATURN AF23-5 Low/Reverse (B3)	143.69	168.91	1.80	13
35632-55A010, 24220562	159713-180	AW55-50/51SN 5th Brake - B4, SATURN AF23-5 Reverse (B5)	124.41	149.99	1.80	12
90348795	110707	AW50-42LE (B2)	143.69	169.42	2.50	10
24220537, 24220536	110707B180	AW50-42LM, AW55-50/51SN 2nd Brake (B2)	140.67	169.16	1.80	10
24224385	110707B250	AW50-40,42LE 2nd Brake (B2), , SATURN AF23-5 2nd Brake (B2)	140.67	169.16	2.50	10
N/A	110707-180	AW50-40,42LE 2nd Brake (B2) - Selective	143.70	169.00	1.80	10
24220647, 90348774 7-11-396	110701	AW50-40/42LE, AW55-50/51SN DIRECT (C2), SATURN AF23-5 Direct (C2)	90.98	116.03	1.80	12
90444885 35634-60A030A	115707	AW60-40LE (C0, 3/4TH CLUTCH)	118.87	149.86	1.80	36
N/A	115707-250	AW60-40LE (C0, 3/4TH CLUTCH)	118.87	149.86	2.50	36



STEEL PLATE

Ref No.1	Ref No.2	Application	ID	OD	Thick	Teeth
93741450	187711-180	AW80/81-40LE (U440) 2nd Coast & 4th Brake (OD) -B1	149.30	176.02	1.80	12
93741572	187701-183	AW80/81-40LE (U440) Forward-C1	96.16	119.96	1.80	18
90444686	115703	AW60-40LE (C2, REVERSE)	104.01	133.60	1.80	6
9120554	115703A180	AW60-40LE/60-41SN-Suzuki Aerio (C2, REVERSE)	104.01	140.59	1.80	15
35647-80A10	N/A	AW80/81-40LE (U440) Direct-C2 (12 TEETH)	101.80	125.85	1.80	12
93741585	187703-200		101.80	125.85	2.00	12
90444670,35634-60A010	115701	AW60-40LE (C1, FORWARD)	118.90	147.96	1.80	20
N/A	115701-160	AW60-40LE (C1, FORWARD) Suzuki Aerio	118.90	147.96	1.60	20
93741587 93741588	187705-183	AW80/81-40LE (U440) Reverse -C3	100.5	124.16	1.80	24
		AW80/81-40LE (U440) Reverse -C3	100.5	124.16	2.00	24
90444863	115709	AW60-40LE (C3, COAST)	103.99	149.86	1.80	16
93741617 36592-80-A10	187707-200	AW80/81-40LE (U440) #2 Reverse Brake (Intermediate-B2)	130.71	162.74	2.00	12
93741618	187709-183	AW80/81-40LE (U440) #3 Low & Rev. Brake -B3	128.12	154.89	1.80	12
90444973	115705	AW60-40LE (B1,B2, LOW/EVERSE)	143.99	168.91	1.80	15
N/A	187711-203	AW80/81-40LE (U440) 2nd Coast & 4th Brake (OD) -B1(0.079")	149.30	176.02	2.00	12
N/A	N/A	AW80/81-40LE (U440) 2nd Coast & 4th Brake (OD) -B1 (0.087")	149.30	176.02	2.20	12
		MERCEDES	141.90	188.00	1.80	36
3164873, 3212388	029701	BW35,65.4139 FRT,REAR	79.50	113.59	1.73	44
N/A	029711	BW35,65.4139 FRT,REAR, SELECTIVE, UNDERSIZE	79.50	113.50	1.35	44
3164863	029703	BW35,37,65,4139 REAR (DISHED)	79.50	113.59	1.73	40
5205677	045701	CHRYSLER A404, 413,470,670, FRONT(DIRECT), REAR(FWD)	104.09	132.38	1.70	8



STEEL PLATE

Ref No.1	Ref No.2	Application	ID	OD	Thick	Teeth
4207208, 4659379	045703	CHRYSLER A404, 413,470,670 FRONT (DIRECT)	104.19	132.66	2.50	8
5224073, 4659378	045705	CHRYSLER A404, 413,470,670 REAR (FWD)	108.20	132.59	1.70	8
2124826, 8120891, 52118812AB	028701	CHRYSLER A518,727,618 FRONT(DIRECT), REAR(FWD)	135.79	178.77	1.70	12
2124826OS	028707	CHRYSLER A518,727,618 FWD & DIR. (OVERSIZE)	135.79	178.77	2.30	12
2124826AB	028701-216	CHRYSLER 46RE FRONT(DIRECT), REAR(FWD)	135.79	178.69	2.20	12
1942403, 8120890, 1942403AB	027701	CHRYSLER A500,904 FRONT,REAR	100.20	134.11	1.70	12
1942403OS 1942403AC	027717	CHRYSLER A500,904 FRONT,REAR OVERSIZE	100.20	134.24	2.30	12
4864053	027721A	CHRYSLER A618 O/D DIRECT 2nd DESIGN	118.80	145.59	1.40	12
4461054	027721	CHRYSLER A500, A518/A618 O/D DIRECT	118.80	145.59	1.75	12
4461047	027723	CHRYSLER A500,518 OVERDRIVE BRAKE	127.71	164.64	1.70	12
68029382AA	128701-170	CHRYSLER 45RFE, 5-45RFE UNDERDRIVE, 45RFE, 5-45RFE, 68RFE REV INPUT	137.16	174.47	1.70	12
4799398AB	128701-220	CHRYSLER 45RFE, 5-45RFE, 68RFE OVERDRIVE	137.16	174.47	2.20	12
4799243	128703-323	CHRYSLER 45RFE, 5-45RFE, 68RFE 2ND	172.09	214.67	3.30	10
4799460	128707-170	CHRYSLER 45RFE, 5-45RFE LOW & REV	144.70	179.81	1.70	45
4799529	128705-250	CHRYSLER 45RFE, 5-45RFE, 68RFE 4TH	107.67	141.61	2.50	20
4659053, 4377183	077701	CHRYSLER A604, A606, 42RLE, 62TE Underdrive, OVERDRIVE, Reverse	115.01	147.96	1.70	8



STEEL PLATE

Ref No.1	Ref No.2	Application	ID	OD	Thick	Teeth
68010495AA	077701B200	Chrysler 62TE Overdrive - 4 notched teeth	115.01	147.96	2.00	8
4377190	077701A	CHRYSLER A604, A606, OVERDRIVE	115.09	147.96	2.54	8
4659054	077703A250	CHRYSLER 62TE 2nd/4th, A604/A606 Low/Reverse	133.48	162.38	2.50	14
4659055	077703A170	CHRYSLER 62TE 2nd/4th, A604/A606 Low/Reverse 0.067" THK	133.48	162.38	1.70	14
4567910, 4659054, 4412247	077703	CHRYSLER A604, A606, 42RLE 2ND & 4TH	133.50	162.38	2.50	14
68029389AA	077709-173	Chrysler 62TE Underdrive Low	104.50	130.71	1.70	42
4567911, 4659055, 4412262	077705	CHRYSLER A604, A606, 42RLE LOW & REV	133.50	162.38	1.70	14
D4ZZ-7B442A	041701	FORD C3 FWD	96.49	123.75	2.00	19
D4ZZ-7B442B	041703	FORD C3 HIGH, REVERSE	100.81	128.22	2.00	20
D8ZZ-7B442A	041705	FORD C3, A4LD/E, 4R44E, 5R55E FWD	96.49	122.48	1.80	19
FN01-19-451, XS4Z-7B442BB, XS4P-7H088AB	133707-160	FORD/MAZDA 4F27E/FN4A-EL, FNR5(5SPEED) LOW/REVERSE	142.70	167.26	1.60	12
FS50-19-HG1	133709-157	Mazda FNR5(5SPEED) Overdrive Brake SRB(M/P)	98.40	120.98	1.60	30
FN01-19-571, XS4Z-7B442CB, XS4P-7H089-AB, FN11-19-61X	133701-160	FORD/MAZDA 4F27E/FN4A-EL, FNR5(5SPEED) FWD/OD Direct	93.98	121.06	1.60	32
FN01-19-561, XS4Z-7B442AB, XS4P-7H065-AB, XSFZ-7B442AB	133705-160	FORD/MAZDA 4F27E/FN4A-EL, FNR5(5SPEED) REVERSE	127.00	145.29	1.60	36
FN01-19-334, XS4Z-7B442DB, XS4P-7G475-AB	133701-345	FORD/MAZDA 4F27E/FN4A-EL 3/4TH DIRECT	93.98	121.06	3.50	32



STEEL PLATE

Ref No.1	Ref No.2	Application	ID	OD	Thick	Teeth
F1CZ-7B442B MU60-19-621	081703	FORD 4EAT-F (F4AEL) COAST	98.07	119.35	1.60	26
F1CZ-7B442A FU61-19-571	081701	FORD 4EAT-F (F4AEL) FORWARD	110.57	132.87	1.60	32
F1CZ-7B442C FU61-19-561	081705	FORD 4EAT-F (F4AEL) REVERSE	160.53	181.56	1.60	32
F1CZ-7B442E	081707	FORD 4EAT-F (F4AEL) LOW/REV.	166.24	187.83	1.60	16
FU60-19-334A F1CZ-7B442D	081709	FORD 4EAT-F (F4AEL) 3/4TH CLUTCH, SELECTIVE	93.25	114.12	1.60	38
F1CZ-7B442F, FU64-19-334B	081709-230	FORD 4EAT-F (F4AEL) 3/4TH CLUTCH W/F1CZ-7A262C PISTON	93.25	114.12	2.30	38
FW30-19-334	081709-330	FORD 4EAT-F (F4AEL) 3/4TH CLUTCH	93.25	114.12	3.30	38
FU64-19-334A F1CZ-7B442D	081709-180	FORD 4EAT-F (F4AEL) OVERDRIVE	93.25	114.12	1.80	38
N/A	196701-290	Ford 6F50 / 6F55 , GM 6T70/75, 2, 6 Clutch	182.75	235.08	2.90	5
24223820 7T4Z-7B442A	196703-173	Ford 6F50 / 6F55 , GM 6T70/75, 4, 5, 6 Clutch	99.80	127.66	1.75	36
24223812 7T4Z-7B442B	196705-292	Ford 6F50 / 6F55 , GM 6T70/75, 3, 5, Reverse Clutch - internal spline	137.24	167.34	2.90	36
N/A	196707-173	Ford 6F50 / 6F55 , GM 6T70/75, #1 Brake Clutch	196.98	236.22	1.75	10
N/A	196709-216	Ford 6F50 / 6F55 , GM 6T70/75, Low Reverse Clutch	175.21	221.11	2.20	13
E1FZ-7B442A	051701	FORD ATX DIRECT	98.70	133.35	1.80	18
E1FZ-7B442B, E2FZ-7B442A	051703	FORD ATX INTERMEDIATE (6.383" ID)	162.13	189.99	1.80	36
E1FZ-7B442C	051705	FORD ATX REVERSE (6.378" ID)	162.00	217.60	1.80	11
		5R110W	92.90	126.85	2.00	34
		5R110W	122.40	156.50	1.50	54
D8ZZ-7B442B	041707	FORD A4LD RE,HI,OVERDRIVE	100.81	128.22	1.80	20
F0TZ-7B442A	041709	FORD A4LD,4R44E,4/5R55E FORWARD	96.49	122.17	1.60	19
XW4Z-7B442AA	137701-167	FORD A4LD, 4R44E,4/5R55E	117.81	137.67	1.70	27




STEEL PLATE

Ref No.1	Ref No.2	Application	ID	OD	Thick	Teeth
F0TZ-7B442B XW4Z- 7B442GA	041711	FORD A4LDE, 4R44E, 4R55E High & Reverse /Overdrive/Coast, 5R55N/W/S Overdrive/Coast	100.84	128.07	1.65	20
F77Z-7B442AA	041711-210	FORD 5R44E, 5R55E REV/HIGH(DIRECT)	100.66	128.07	2.10	20
C4AZ-7B442B	025701	FORD C4 HIGH/REV.(DIRECT), FWD	91.39	121.49	2.00	26
C4AZ- 7B442B(OS)	025721	FORD C4 FWD/REV.(DIRECT), OVERSIZE 0.095"	91.34	121.49	2.40	26
C6AZ-7B442A E9TZ-7B442D	026701	FORD C6 DIRECT, E4OD, 4R100 FWD, DIR.	130.10	167.08	2.00	22
C6AZ-7B442AX	026717	FORD C6 DIRECT, OVERSIZE	130.20	167.08	2.40	22
3C3Z-7B442DA E9TZ-7B442E	026703	FORD C6 REV., E4OD, 4R100 5R110W REV./LOW	144.65	183.01	1.75	18
C8AZ-7B442A D3AZ-7B442A	023701	FORD FMX FRONT,REAR, AOD,FIOD FWD/REV	99.21	138.99	1.70	54
E0AZ-7B442A	049705	FORD AOD,FIOD DIRECT	93.09	123.65	1.80	28
E9SZ-7B442A	049715	FORD AOD,AODE DIRECT (GROB), except 96-on Lincoln Mark & Truck	92.89	127.03	1.80	34
F6AZ-7B442AA	049715-200	FORD AOD,4R70W AODE DIRECT (GROB), Lincoln Mark & Truck (Stamped Steel Drum)	92.89	127.03	2.00	34
E0AZ-7B442B1 XL3Z-7B442-AA	049717-175	FORD AOD,AODE/4R70W, 4R75W INTER.	149.00	189.23	1.75	18
XL3Z-7B442-BA E0AZ-7B442-B2 F7LZ-7B442-BA	049717-200	FORD AOD,AODE/4R70W, 4R75W INTER, SELECTIVE	149.00	189.23	2.00	18
F0SZ-7B442A	049711	FORD AOD,AODE/4R70W, 4R75W FWD (GROB)	99.21	143.13	1.75	34
E9SZ-7B442B E2TZ-7B442A	049711A	FORD AOD,AODE/4R70W, 4R75W REV. (GROB)	99.16	140.18	1.70	32
E0AZ-7B442B3 XL3Z-7B442-CA	049717-225	FORD AOD,AODE/4R70W, 4R75W INTER, SELECTIVE	148.89	189.23	2.30	18
E0AZ-7B442B4 XL3Z-7B442DA	049717-250	FORD AOD,AODE/4R70W, 4R75W INTER, SELECTIVE	148.89	189.18	2.50	18



STEEL PLATE

Ref No.1	Ref No.2	Application	ID	OD	Thick	Teeth
E6DZ-7B442A XF2Z-7B442AA	069701	FORD AXOD/E,AX4S,4N FWD,DIR,INT	119.81	154.05	1.80	34
E6DZ-7B442C XF1Z-7B442AA	069705	FORD AXOD,AXODE,AX4S, AX4N REV.	122.40	156.51	1.80	54
E6DZ-7B442B	069703	FORD AXOD,AX4N INTER	119.81	154.05	2.30	34
F2DZ-7B442A XF1Z-7B442BA	069711	FORD AXOD/E, AX4N FORWARD	125.40	153.75	1.75	34
F6DZ-7B442A F5DZ-7B442B	069707	FORD AX4N LOW & INTER.	120.80	159.92	1.80	32
E9TZ-7B442A	026723	FORD E4OD/4R100/5R110W OVER DRIVE	189.66	229.18	2.00	6
E9TZ-7B442B	026725	FORD E4OD INTERMEDIATE	157.66	211.73	2.00	30
F9TZ-7B066C	026761	FORD 4R100,5R110W INTERMEDIATE	158.00	211.80	3.20	26
E9TZ-7B442C	26727	FORD E4OD COAST CLUTCH	148.49	172.69	2.00	60
F81Z-7B442AA 3C3Z-7B442EA	026727A, 166707-200	FORD 4R100/5R110W COAST STAMPED DRUM	148.54	179.96	2.00	32
F3RZ-7B442B FW50-19-451	112705	FORD/MAZDA CD4E,LA4AEL LOW/REV	197.99	227.38	1.75	18
F3RZ-7B066F	112705-250	FORD/MAZDA CD4E,LA4AEL LOW/REV, SELECTIVE	197.99	227.38	2.50	18
F3RZ-7B066E	112705-230	FORD/MAZDA CD4E,LA4AEL LOW/REV, SELECTIVE	197.99	227.38	2.30	18
F3RZ-7B066D	112705-210	FORD/MAZDA CD4E,LA4AEL LOW/REV, SELECTIVE	197.99	227.38	2.10	18
F3RZ-7B442E FW50-19-334	112703	FORD/MAZDA CD4E,LA4AEL DIRECT (2.5L)	104.50	140.72	2.00	32
F5RZ-7B442A FW50-19-334A	112703A300	FORD/MAZDA CD4E,LA4AEL DIRECT (2.0L)	104.50	140.72	3.00	28
F3RZ-7B442A FW50-19-4G9	112707	FORD/MAZDA CD4E,LA4AEL REV INPUT	120.70	158.55	1.80	32
F3RZ-7B442C FW50-19-571	112701	FORD/MAZDA CD4E,LA4AEL FORWARD	108.41	140.72	1.70	32
F3RZ-7B442D FW50-19-623	112709	FORD/MAZDA CD4E,LA4AEL COAST	96.19	140.72	1.80	20



STEEL PLATE

Ref No.1	Ref No.2	Application	ID	OD	Thick	Teeth
3C3Z-7B442CA FC3Z-7B442-CA	166703-203	FORD 5R110W Direct (03-ON), Forward (03-04)	130.05	170.18	2.00	28
5C3Z-7B442BB 5C3P-7F238AB	166701-203	FORD 5R110W Forward	136.65	170.18	2.00	20/28
6139782	082701	FORD CTX, CVT	125.00	175.85	2.05	8
FT01-19-499	063701	FORD F3A, N4AEL FWD, DIRECT, OVERDRIVE	91.95	121.21	1.60	28
FU01-19-334	074719	FORD/MAZDA 4EAT-G 3/4 OVERDRIVE	102.01	123.32	1.60	16
FU32-19-334	074709A	FORD/MAZDA 4EAT-G 3/4(OVERDRIVE)	102.11	123.49	2.30	30
F32Z-7B442B FU9D-19-334	074709-330	FORD 4EAT-G 3/4(OVERDRIVE)	102.21	123.49	3.30	29
FU01-19-451B E92Z-7B442E	074707	FORD/MAZDA 4EAT-G LOW/REV	181.00	207.09	1.60	15
F32Z-7B442C	74711	FORD/MAZDA 4EAT-G FWD	122.10	151.80	1.60	32
F32Z-7B442D FU9A-19-561	074715	FORD/MAZDA 4EAT-G/GF4AEL REVERSE	180.05	205.16	1.60	32
8640672, 6261450	032703	GM TH350/C INTER	156.01	208.79	1.70	7
8640672OS	032703X	GM TH 350 INTER SPACES DISHED OS	156.01	208.79	2.30	7
6261071	032705	GM TH350/C FWD/DIRECT	123.70	156.46	1.70	14
6261071OS	032729	GM TH350/C FWD/DIRECT OVERSIZE	118.97	156.21	2.30	14
6261120	032701	GM TH350/C, TH700-R4, 4L60/E LOW & REV W/ Flat, no holes.	145.47	175.06	1.70	17
6261120OS	032731	GM TH 350/TH700-R4 LOW & REV OVERSIZE	145.47	175.06	2.00	17
24205269	057719DH	GM 4L60E LOW & REV SELECTIVE TURBULATED	145.39	174.75	1.20	17
24205270	057719EH	GM 4L60E LOW & REV SELECTIVE TURBULATED	145.39	174.75	2.20	17
24205268	032701H	GM TH700-R4, 4L60/E LOW & REV W/ TURBULATOR HOLES	145.47	175.06	1.70	17



STEEL PLATE

Ref No.1	Ref No.2	Application	ID	OD	Thick	Teeth
24231263	204701-170	GM 6T40/45 1-2-3-4 Clutch	188.80	243.00	1.70	11
9L8Z-7B442A	204701A170	Ford 6F35 Forward (1-2-3-4) Clutch	188.90	243.84	1.70	12
24231258	204703-170	GM 6T40/45 Low/Reverse Clutch	194.21	242.01	1.70	12
24230731	204705-290	GM 6T40/45 2-6 Clutch	189.31	230.99	2.90	15
9L8Z-7B442B	204705-340	Ford 6F35 Intermediate (2-6) Clutch	189.99	231.39	3.40	15
24230754	204707-173	GM 6T40/45 4-5-6 Clutch	96.01	127.00	1.80	36
24230753	204707-287	GM 6T340/45 4-5-6 Clutch	96.01	127.00	2.90	36
9L8Z-7B442E	204707A173	Ford 6F35 Overdrive 4-5-6 Clutch	96.09	126.95	1.70	24
24230758	204709-287	GM 6T40/45 3-5-Reverse Clutch - internal spline	139.70	172.97	2.90	36
		GM 6T40/45 3-5-Reverse Clutch - internal spline	139.70	172.97	2.00	36
9L8Z-7B442D	204709A338	Ford 6F35 Direct (3-5-Reverse) Clutch - internal spline	139.93	173.18	3.40	24
8623113	31701	GM TH400,FWD,DIRECT (WAVED)	116.00	159.39	1.70	12
8625197, 29530330	31711	GM TH400, 425, 4L80E ALLISON 540 FWD, DIR	115.90	159.39	2.30	12
8623849	31703	GM TH400, 4L80E, ALLISON 540 FORWARD	115.90	159.39	2.00	12
8623150, 8655621	31705	GM TH400, 425 INTERMEDIATE	126.90	175.72	2.50	22
8675522	31715	GM 4L80E INTERMEDIATE	126.85	175.72	1.90	22
8623851, 8679940	31707	GM TH400, 425 FOWARD, DIRECT (WAVED, Height 2.2)	116.00	159.39	1.50	12
711423, 5258956	038703	GM TH180/C,4L30E,4141 2ND	109.25	138.05	2.10	36
8-96014-187-0	038723	GM 4L30E OVERDRIVE BRAKE	148.34	183.74	2.10	7
8960141940, 8944798750	038721	GM 4L30E OVERRUN	100.56	139.19	2.10	36
711422, 5258955	038701	GM TH180/C,4L30E,4141 3RD	72.80	104.09	2.10	30
711420, 5258057	038713	GM TH180C/OPEL 2ND (SELECTIVE) THIN	109.30	138.05	1.80	36
711421, 5258086	038711	GM TH180C/OPEL 3RD (SELECTIVE) THIN	72.24	104.09	1.78	30



STEEL PLATE

Ref No.1	Ref No.2	Application	ID	OD	Thick	Teeth
725653, 5258957, 96040135	038705	GM TH180/C,4L30E,4141REV	144.60	173.23	2.10	6
725652, 5258019	038715	GM TH180/OPEL REV. CLUTCH, THIN	144.60	173.23	1.80	7
8661569	31721	GM 4L80E OVERUN	114.81	142.16	2.50	14
8661579	31723	GM 4L80E 4th	159.79	196.24	2.50	8
8684444	114701	GM 4T40E FORWARD	103.51	132.59	1.75	30
24200467	114701W100	GM 4T40E FORWARD (WAVE)	103.51	132.05	1.00	30
8685879	114703	GM 4T40E DIRECT, INTERNAL TEETH, OD 4.965"	93.85	125.88	1.90	16
24200790, 24200279	114707	GM 4T40E 2ND	122.00	176.28	2.30	8
24200298, 8637574	114769	GM 4T40E 2ND (WAVE)	122.09	171.00	1.78	no teeth
		GM 4T40E REVERSE INPUT (No Holes)	101.50	140.00	2.20	30
24200466	114705W110	GM 4T40E REVERSE (WAVE)	101.43	140.14	1.09	30
24200757	114705	GM 4T40E REVERSE INPUT	101.35	140.11	2.20	30
8685874	114709	GM 4T40E COAST	62.00	88.80	1.75	12
8656767, 8644035	062707	GM TH440-T4, 4T60/E, 4TH	88.14	152.15	2.00	3
8661006	062717	GM 4T60,4T60E 4TH	88.11	152.15	1.90	5
8680771	062727	GM 4T60E 4TH	88.01	152.15	3.40	5
24208013	062709	GM 4T65E 4TH External Teeth	89.00	152.15	2.20	3
8656313	062705	GM TH440-T4,4T60E 3RD	85.60	126.72	2.30	12
8651446	062711	GM TH440-T4, 4T60/E FWD INPUT	89.15	126.72	1.30	26
8656645	062767	GM TH440-R4 3RD CLU. (WAVED)	85.50	126.72	0.75	12
8656642, 8662309	062703	GM TH440-T4,4T60 2ND	96.19	137.82	2.30	36
24203372, 8662006	062713	GM 4T60/E 2ND	96.29	137.82	2.00	34
24204104	062733	GM 4T60E/4T65E 2ND	98.50	142.88	1.70	36
	062733-210	GM 4T60E/4T65E 2ND	98.50	142.90	2.10	36
8658463	062723	GM 4T60E 2ND, WAVE	96.30	137.70	1.10	36
24202950	062768	GM 4T60E/4T65E 2ND (WAVE)	113.16	142.90	1.60	38



STEEL PLATE

Ref No.1	Ref No.2	Application	ID	OD	Thick	Teeth
8647058, 8642168	057729	GM TH 700-R4 4L60 FWD WAVED	108.20	154.51	1.80	20
8654325	057721	GM TH 700-R4 4L60 FWD	108.20	154.51	2.30	20
8642167	057701	GM TH 700-R4 4L60 FWD	108.20	154.51	2.00	20
8642173, 8678054	057705	GM TH 700-R4 4L60 3RD&4TH EARLY	126.90	155.37	2.00	20
8685045	057725-270	GM TH 700-R4 4L60 3RD/4TH	126.90	155.37	2.70	20
8671900, 8678053	057725	GM TH700-R4, 4L60/E 3RD/4TH WITH NOTCH	126.87	155.37	1.90	20
8663633X	057725A	GM TH700-R4, 4L60/E 3RD/4TH WITH NOTCH	126.90	155.37	1.50	20
8678054	057705	GM TH700-R4, 4L60 3/4TH CLUTCH	126.34		1.96	15
			126.90	155.40	3.70	15
24216939	057725A242	GM TH 4L65E 3RD/4TH	126.90	155.37	2.40	20
8642154	057707	GM TH 700-R4 4L60 OVERRUN	108.10	151.69	2.30	10
8647067	057731	GM TH 700-R4 4L60 REV INPUT WAVED	129.11	162.15	2.00	30
24205267	057703H	GM 4L60E REV. INPUT TURBULATED	129.26	162.15	2.00	36
8642061, 8673601	057703	GM TH700-R4, 4L60 REV. INPUT w/o TURBULATED HOLES	129.26	162.15	2.00	36
		6L50	156.29	191.31	1.73	27
		6L50	162.03	191.34	2.50	36
		6L50	157.96	185.29	1.73	24
24232499	195701-170	GM 6L80/E, 6L90E 1-2-3-4 Clutch (2 tabs per tooth)	161.47	204.22	1.70	9x2
24232498	195703-275	GM 6L80/E, 6L90E 3-5 Reverse Clutch	171.02	204.22	2.70	36
24224648	195705-225	GM 6L80/E, 6L90E 4-5-6 Clutch	108.00	137.16	2.20	36
24232497	195707-220	GM 6L80/E, 6L90E 2-6 Clutch	169.52	207.39	2.20	36
24232496	195709-173	GM 6L80/E, 6L90E Low/Reverse Clutch	152.63	187.96	1.70	36
8679584	111701	GM 4T80E FWD	132.00	170.03	2.00	16
8681834, 8677609	111703	GM 4T80E 2ND	141.40	201.75	2.30	5
8684721	111703-205	GM 4T80E 2ND	141.22	203.20	2.10	5
8677612	111705	GM 4T80E 3RD	101.45	158.88	2.30	22
8677616	111707	GM 4T80E REVERSE	119.25	158.95	2.30	22



STEEL PLATE

Ref No.1	Ref No.2	Application	ID	OD	Thick	Teeth
1379373, 6256553	019703	GM POWER GLIDE REV FLAT	145.49	180.85	1.80	6
8628086, 8678902, 8628488	043701	GM TH200/C,200-R4,325-4L FWD	110.01	141.48	2.00	30
8634050, 8678930	043715	GM TH200-4R,325-4L OVERRUN	100.53	138.56	2.00	36
8628484, 8678930	043703	GM TH200/C,200-R4,325 DIRECT	110.31	141.61	2.30	26
8628484X	043717	GM TH200/C,200-R4, DIRECT, OVERSIZE	110.24	141.61	2.50	26
8628224, 8678922	043705	GM TH200/C,200-R4,325 LOW/REV	119.00	152.65	2.00	22
8634026, 8678928	043713	GM TH200-4R,325-4L O/D(4TH)	148.21	188.77	2.00	6
8631379, 8634084	048701	GM TH125/C, TH440-T4, 4T60/E, 4T65E FWD INPUT	89.31	126.72	1.90	26
8652126, 8664155, 8675257	048707	GM TH125/C, 4T60E. 4T65E FORWARD, WAVED	89.31	126.72	1.30	29
8631026	048703	GM TH125/C DIRECT	89.00	126.72	2.30	24
8631079	048705	GM TH125/C LOW/REV	111.10	149.76	2.00	11
8652027, 8631079X	048715	GM TH125/C LOW/REV	111.00	149.76	2.20	11
94385872, 31536-80X00, 31536-80X09, 31536-80X15	105705	GM GEO STORM JF403 REAR (REVERSE), NISSAN RE4F04A/B REVERSE	125.98	146.05	1.80	30
	105705B180	NISSAN,ALTMA,MAXIMA,QUEST RE4F04B REVERSE CLUTCH	125.70	151.80	1.80	32
22536-639-000	047701	HONDA 2SPD LOW/DRIVE	72.00	100.70	2.00	39
22543-PS5-003	058725	HONDA 4 SPEED CIVIC, DELSOL, A24A,M24A, P24A,S24A,S4XA,MP7A Low-Hold	71.20	105.41	2.00	18
22543-PS5-013	058725-160	HONDA S4XA,SDMA LOW-HOLD	71.09	105.41	1.60	18




STEEL PLATE

Ref No.1	Ref No.2	Application	ID	OD	Thick	Teeth
22543-PA9-000	058701	HONDA 3 SPEED AK,AJ,AM,AW,PA9,PC9, 1/2/3RD	81.99	112.27	2.00	8
22543-PC9-000	058711	HONDA CA,M4VA,P1,L4,A24A, M24A,P24A,S24A,AK,AS, 1,2,3,4TH.	81.99	116.21	2.00	8
22543-PH0-000X 22543-PH0-850X	58711A	HONDA CA,M4VA,P1,L4,AS, A4RA, B4RA,BDRA,M4RA 1,2,3,4TH SELECTIVE	81.99	116.21	1.78	8
22544-P4V-003	118705	HONDA CIVIC HX M4VA, SCZA (CVT), REVERSE	131.39	154.05	1.90	12
22544-PLY-003	118705-134	HONDA CIVIC HX MLYA/SLYA (CVT) REVERSE	131.39	154.05	1.30	12
22543-PF4-000	058721	HONDA F4,PF4,K4,PY8A,MY8A, RO,MP7A,SP7A,G4,L5,PL5X,MPW 1st (low)	87.22	122.05	2.00	10
22653-PX4-003 22656-P7Z-003	078705	HONDA PX4B,APX4,MP1A,MPJA,MPOA,AOYA, M6HA, B6VA,M7Z 3/4TH,MR9A 2ND, 3RD, 4TH, BAXA/MAXA, B7XA 3RD	93.40	126.62	2.30	24
22543-P7W-003	146701-160	ACURA M7WA, Honda BAYA/MAYA LOW	103.40	138.20	1.60	24
	146701-200	ACURA M7WA, Honda BAYA/MAYA	103.40	138.20	2.00	24
22543-PY4-003	101701	HONDA MPYA,M5HA,M5DA 1,2,3,REV,LOW	95.35	133.48	2.00	20
22673-P7W-003	146705-160	HONDA M7WA, MGFA, B7WA 2ND, BAYA/MAYA Low-Hold	95.35	138.18	1.60	20
22643-RDK-013	172705-180	Acura MDKA 2nd	86.11	125.86	1.80	24
		Acura MDKA 2nd	86.11	125.86	1.60	24
		Acura MDKA 2nd	86.11	125.86	1.00	24
22653-PX4-003X	058721A	HONDA F4,PF4,K4,PY8A,MY8A, RO,MP7A,SP7A,G4,L5,PL5X,MPW 1st (low) selective	87.22	122.05	1.78	10
22543-PH0-850	058713	HONDA A24A,M24A,P24A,S24A,1,2,3,4, P1,L4,AK,AS	82.30	116.21	1.60	8



STEEL PLATE

Ref No.1	Ref No.2	Application	ID	OD	Thick	Teeth
22643-PY4-003 22645-PY4-003	101701-260	HONDA MPYA 3rd, 4thTH	95.50	133.48	2.60	20
22653-RDK-003	172707-200	Acura MDKA 3rd	87.99	132.59	2.00	20
22644-PX4-013 22656-PAX-003	078703	HONDA PX4B,APX4,MP1A,MPOA, AOYA, A6VA,M6HA,B6VA, BAXA/MAXA 2ND/3RD	93.40	126.67	2.60	24
22656-RDK-003	172709-200	Acura MDKA 4th / 5th MDKA, BDKA, MURA	93.50	135.00	2.00	24
22543-PX4-003 22653-P7Z-003	078701	HONDA MPZA,PX4B,APX4,MP1A, MPJA,MPOA,AOYA, 1,2,3,4, MRMA 2ND, B7XA 1,2,4	93.40	126.59	2.00	24
22543-P0X-003 22543-RCL-901	078701-160	HONDA MPJA, BOYA LOW HOLD 95- 97, HONDA Accord BCLA/MCLA, 1st/3rd 03-04N, Element BZKA, MZKA, CR-V MRVA/MCVA 1St 02-04	93.29	126.39	1.60	24
22681-P0Z-003	116701-160	HONDA MPZA LOW-HOLD, SELECTIVE	93.42	137.41	1.60	6
22683-P0Z-003	116701	HONDA MPZA LOW-HOLD	93.42	137.41	2.00	6
22643-P7W-003	146703-180	ACURA M7WA, B7WA, BDGA, BAYA, MAYA, MGFA, LOW-HOLD	93.42	137.41	1.80	6
22644-PR0-003	058723-300	HONDA RO 2ND (0.118")	87.33	122.68	3.00	24
22643-PR0-003	058723-200	HONDA MPRA,RO,MP7A 2ND (0.079")	87.50	122.68	2.00	24
22653-PX3-801 22544-PR0-000	058723-230	HONDA MPWA,M1WA,M4VA,B6VA 2ND,4TH	87.25	122.70	2.30	24
22543-P6H-003	119701-160	HONDA M6HA, B6VA 2ND	91.49	122.17	1.60	24
22523-P6H-003 22523-PAX-003	119701-200	HONDA BAXA/MAXA,M6HA, B6VA 1ST	91.49	122.17	2.00	24
22543-PAX-003 22543-P6H-901	119701-230	HONDA BAXA, MAXA, MDWA 2ND	91.44	122.17	2.30	24
22653-PRP-901 22653-R91-003	169701A200	Honda BCLA, MCLA, MKYA/GPLA, MKZA / GPPA, MRMA 4th, 5th	93.90	129.60	2.00	24
22653-RCL-003	169701-230	Honda Accord BCLA, MCLA, MKYA/GPLA, MKZA / GPPA, MRMA 4th, 5th clutch	93.90	129.60	2.30	24



STEEL PLATE

Ref No.1	Ref No.2	Application	ID	OD	Thick	Teeth
22543-PRP-901	161701-200	HONDA Acura RSX MARA 1St, 3rd - FLAT	93.47	126.24	2.00	20
22543-RCT-004	177701-160	HONDA Acura TSX MCTA Low/3rd	93.70	125.02	1.60	30
22543-RPC-003	058703-160	Honda Fit (CVT) SMMA low clutch (6 pcs needed)	82.20	112.50	1.60	32
22643-RMM-004	058705-230	Honda SMMA 2nd/4th (0.091")	86.20	126.85	2.30	30
	058705-160	Honda SPCA, SMMA 2nd/4th (0.063")	86.20	126.85	1.60	30
22643-RMM-003	058707-200	Honda SMMA 3rd/5th Wave	85.85	126.59	2.00	24
22543-P56-N00	058731	HONDA MP7A, MP5A, SP7A, S4XA, SDMA 2,3,4	81.79	122.05	2.00	10
22543-P4X-000	058731-160	HONDA S4XA, SDMA, M4TA LOW (1ST)	81.89	122.17	1.60	10
22543-P4R-003	58713A160	HONDA CIVIC B46A/M4RA, B4RA, S4RA, BDRA, BMXA/SLXA LOW	82.02	115.70	1.60	18
22530-PR4-003	058713A	HONDA CIVIC B46A, M4RA, B4RA, S4RA, BDRA, BMXA, SLXA 2, 3, 4	82.02	115.70	2.00	18
22643-P4R-003						
22543-P7T-003	134701-200	HONDA B7YA, B7VA, MPJA 1ST/2ND, WIDE TOOTH	93.32	129.67	2.00	20
22653-PRP-003						
22653-P7T-003	134703-200	HONDA B7YA, MAYA, B7VA, MPJA 4TH	93.29	133.48	2.00	20
	134703-160	HONDA BVGA, BGRA 4TH/5TH	93.29	133.48	1.60	20
22656-P7T-003	134703-230	HONDA B7YA, B7VA, MPJA 3RD, BAYA, MAYA 5TH, NARROW TOOTH	93.29	133.48	2.30	20
22653-P7W-003	146707-230	HONDA B7WA, MGWA, M7WA, BYBA, BAYA, MAYA 3RD	87.91	126.62	2.30	24
	146707-200	HONDA B7WA, MGWA, M7WA, BYBA, BAYA, MAYA 3RD	87.91	126.62	2.00	24
22653-PGH-003	157707-230	HONDA MGHA, BYBA, BGHA, BVGA, BGRA 3RD	87.91	129.54	2.30	20
	157707-250	HONDA MGHA, BYBA, BGHA, BVGA, BGRA 3RD	87.91	129.54	2.50	20
		HONDA CVT Starting Clutch	87.50	125.80	2.30	32
		HONDA CVT Forward Clutch	82.20	116.30	1.60	28
		HONDA CVT	87.50	124.80	2.30	24
		JF009E FWD Clutch	109.00	130.40	1.60	24
		JF009E Reverse Clutch	152.00	173.80	1.60	16



STEEL PLATE

Ref No.1	Ref No.2	Application	ID	OD	Thick	Teeth
		W6AJA, F6AJA,JF613E 3-5-R CL	134.70	164.70	2.40	48
		W6AJA, F6AJA,JF613E High CL	138.20	162.40	2.40	36
		W6AJA, F6AJA,JF613E Low CL	132.60	159.60	1.80	48
27410A014		W6AJA, F6AJA,JF613E Low Rev CL	192.20	215.00	1.80	17
		W6AJA, F6AJA,JF613E 2-6 Brake	182.00	215.00	2.20	17
	174701A200?	JR710E input clutch	146.50	168.00	2.00	24
	174715A215?	JR710E front brake	166.40	209.20	2.20	11
		JR710E front brake	166.40	209.20	2.40	11
	174715-198?	JR710E front brake	166.40	209.20	2.00	11
	174713A200?	JR710E 2,3,4,6 Brake Clutch	115.90	153.90	2.00	30
		HONDA Acura MT4A,ARP6,M7PA	90.20	126.00	1.60	28
		HONDA Acura MT4A,ARP6,M7PA	100.90	141.78	1.60	32
		HONDA Acura MT4A,ARP6,M7PA	92.20	133.54	1.60	32
126-272-4726	064705-200	MERCEDES 722.3,722.5 (K2) 1981-ON ID 3.464", 6THT, .079"THK	88.00	133.60	2.00	6
		MERCEDES 722.3,722.5 (K2) 1981-ON ID 3.464", 6THT, .079"THK	88.00	133.60	1.50	6
126-272-4826	064705-350	MERCEDES 722.3, 722.5 (K2)	88.00	133.60	3.50	6
140-272-0226	141701-180	MERCEDES 722.6, K1, B1 - 0.071"	154.05	180.47	1.80	12
	141701-170	MERCEDES 722.6, K1, B1 - 0.071"	154.05	180.47	1.70	12
140-272-0326	141701-350	MERCEDES 722.6, K1, B1 - 0.138"	154.00	180.50	3.50	12
140-272-2826	141701-280	MERCEDES 722.6, K1, B1 - 0.110"	154.05	180.47	2.80	12
126-272-5026	064701-350	MERCEDES 722.3,722.5 (K1) - selective	103.99	143.89	3.50	6
140-272-0626	141707-180	MERCEDES 722.6, K2 - 0.071"	146.56	171.58	1.80	30
	141707-170	MERCEDES 722.6, K2 - 0.071"	146.56	171.58	1.70	30
140-272-0726	141707-350	MERCEDES 722.6, K2 - 0.138"	146.40	171.60	3.50	30
140-272-2926	141707-280	MERCEDES 722.6, K2 - 0.110"	146.56	171.58	2.80	30
126-272-3226	064701-450	MERCEDES 722.3,722.5 (K1)	103.99	143.89	4.50	6
126-272-4926	064701-200	MERCEDES 722.3, 722.5 K1 (Front) - selective	104.20	143.70	2.00	6
140-272-1026	141709-180	MERCEDES 722.6, K3 - 0.071"	88.01	122.05	1.80	24
140-272-2726	141709-278	MERCEDES 722.6, K3 - 0.110" (Match with Fr 140-272-0725 only,	88.01	122.05	2.80	24



STEEL PLATE

Ref No.1	Ref No.2	Application	ID	OD	Thick	Teeth
retrofit pair of St 140-272-1126/Fr 140-272-0225)						
126-272-6826	064703-280	MERCEDES 722.3,722.5 (B3)	147.19	177.04	2.80	36
126-272-6726	064703-230	MERCEDES 722.3, 722.5 (B3)	147.19	177.04	2.30	36
140-272-0425	141703-180	MERCEDES 722.6, 722.9, B2 - 0.071", Internal Spline	122.56	155.07	1.80	24
140-272-1826	141705-180	MERCEDES 722.6, 722.9 B3 - 0.071"	154.94	191.01	1.80	30
201-272-0126	071705-200	MERCEDES 722.4 K2	82.80	117.80	2.00	6
201-272-0226	071705-300	MERCEDES 722.4 K2	82.80	117.80	3.00	6
201-272-0726	071701-200	MERCEDES 722.4 FRONT K1, SELECTIVE	89.61	127.89	2.00	6
201-272-0826	071701-300	MERCEDES 722.4 FRONT K1, SELECTIVE	89.51	127.89	3.00	6
BV01-19-499	063701-250	MAZDA N4AEL DIRECT	92.00	119.99	2.50	28
FT01-19-609 94140789	063703	MAZDA F3A LOW/REVERSE	130.12	151.38	1.60	37
N/A	039701-200	MAZDA RC4AEL, ISUZU JR405E, Low / Reverse	129.10	158.00	2.00	20
FX01-19-591 FX01-19-561A	105701-140	MAZDA JF4AEL,LJ4AEL FWD	125.22	144.02	1.40	32
N/A	039703-200	MAZDA RC4AEL, ISUZU JR405E Low	122.90	143.70	2.00	27
BW60-19-3N4	039705-180	MAZDA RC4AEL, 2-4 Brake	144.75	178.80	1.80	15
N/A	039707-155	MAZDA RC4AEL, ISUZU JR405E Reverse	106.90	149.60	1.60	32
MD739384 45477-38000	108701	MAZDA F4A33-1,W4A33 FRONT (DIRECT)	104.60	144.53	2.20	26
MD731604 45451-38000	108703	MAZDA F4A32-1,F4A33-1 REAR (FORWARD)	110.74	144.53	1.80	26
MD731587 45622-38000	108705	MAZDA F4A33-1,EV,W4A33 LOW/REV	140.69	166.12	1.00	20
45423-39010 MD762332	123709	MAZDA F4A41, 42 OVERDRIVE	118.11	142.75	2.50	20
45561-39500	124711-250	MAZDA F5A51, R5A51/V5A51 Direct	88.40	127.00	2.50	20
N/A		MAZDA F5A51 Direct	123.20	154.60	3.00	20





STEEL PLATE

Ref No.1	Ref No.2	Application	ID	OD	Thick	Teeth
	124761-400	FRC/ST DIRECT PRESSURE PLATE R4/V4/R5/V5A51 99UP	88.40	127.00	4.00	20
?	123703-200	mitsubishi F4A41, 42 2ND BRAKE, SELECTIVE	130.20	167.77	2.00	17
45626-39000	123703	mitsubishi F4A41, 42 2ND BRAKE	130.20	167.77	2.50	17
45626-39500	124703	mitsubishi F4A51, F5A51 2ND BRAKE	153.19	188.21	2.50	16
N/A	N/A	mitsubishi F4A51 2ND, LOW/REV.	153.19	188.21	2.00	16
N/A	123761	mitsubishi Pressure plate F4A41, 42 2ND BRAKE WITH UNDERCUT	130.20	167.77	2.50	17
45527-39000 MD762680	123701	mitsubishi F4A41, 42 UNDERDRIVE	118.11	142.75	1.80	20
45527-39500	124701	mitsubishi F4A51/F5A51 UNDERDRIVE	123.19	154.69	1.80	20
45423-39700	124709	mitsubishi F4A51/F5A51 OVERDRIVE (0.099")	123.19	154.69	2.50	20
45446-39000	123705	mitsubishi F4A41, 42 REVERSE	133.40	155.58	1.80	20
45446-39500	124705	mitsubishi F4A51/F5A51 REVERSE	153.19	172.72	1.80	20
45633-39000	123707	mitsubishi F4A41, 42 LOW/REV	140.89	167.77	1.00	17
45633-39500, MD763234	124707	mitsubishi F4A51/F5A51 LOW/REV	159.79	188.21	1.00	16
MD712528 45561-37000	059713	HYUNDAI KM172/175/176/177 F/W4A33-1 O/D, 3-4	105.99	129.06	0.80	25
	059713A400	HYUNDAI KM172/175/176/177 F/W4A33-1 O/D, 3-4	95.80	129.40	4.00	25
45475-37000, MD739509	059731-310	mitsubishi KM SERIES FRONT (DIRECT)	104.57	134.87	3.10	24
		mitsubishi KM SERIES FRONT (DIRECT)	104.57	134.87	3.80	24
MD704948	059711	mitsubishi KM170/171/172 LOW/REV	126.80	160.83	1.00	24
MD722556 45451-36000	059733	mitsubishi KM170/171/172/175/176 REAR	104.39	134.70	1.80	24
45451-22700	059733-200	HYUNDAI A4BF3 Rear (Forward) clutch	104.39	134.70	2.00	24



STEEL PLATE

Ref No.1	Ref No.2	Application	ID	OD	Thick	Teeth
45451-28000	059733-220	HYUNDAI A4AF1/2, A4BF1 Rear (Forward) clutch - Elantra	104.39	134.70	2.20	24
MD719834	059715	MITSUBISHI KM177 LOW/REV	134.21	160.83	1.00	24
MD727799	059725A	MITSUBISHI KM171/172/175/176/177	134.21	164.13	1.80	20
45622-36000		LOW/REV				
MD727798	059725	MITSUBISHI KM175/176/177, W4A32-1	134.21	164.13	1.00	20
MD707255	059703	MITSUBISHI 175/177 SERIES, REAR	100.51	134.11	1.80	24
45332-21700		(FWD)				
31666-1XD00	181703	NISSAN JATCO RE0F09A (JF010E)	165.86	186.00	1.40	12
31666 1XF00		(CVT) REV.				
N/A	181703A140	NISSAN JATCO RE0F10A (JF011E)	163.80	186.00	1.40	12
		(CVT) REV.				
31532-1XD02	181701	NISSAN RE0F09A (JATCO JF010E), RE0F10A (JF011E) (CVT) FWD	119.76	144.09	1.40	30
F06-DP-02 or F06-CS-03, 103102A	181707-160	NISSAN RE0F06A (CVT) Reverse (Primera, Tino, Bluebird, Sunny - NonUS)	157.00	180.00	1.60	12
F06-DP-01 or F06-CS-01, 103101A	181705-160	NISSAN RE0F06A (CVT) Forward (Primera, Tino, Bluebird, Sunny - NonUS)	108.00	134.37	1.60	18
31536-41X13	075701A	NISSAN RE4/5R01A,R4AEL SUBARU R4AXEL FWD	135.20	155.35	1.80	24
31536-60X00	122713	NISSAN RE5R01A REDUCTION DIRECT	97.26	128.78	2.00	28
31536-51X07	106701	NISSAN RE4R03A,JR403E FWD	155.12	174.90	2.00	36
31536-41X10	075709	NISSAN RE4/5R01A,R4AEL/XEL OVERRUN	119.47	155.47	2.00	6
31536-51X02	106709	NISSAN RE4R03A,JR403E OVERRUN	136.63	174.88	2.00	6
31536-41X04	075703	NISSAN	111.99	139.27	1.70	27
BV11-19-451		RE4R01A,RE5R01A,R4AEL,HIGH				
31536-51X04	106703-300	NISSAN RG4R01A, JR403E HIGH	132.00	161.42	3.00	40
31536-41X05/12, 31536-AA-080, 31536-41X09	75701	NISSAN RE4/5R01A,R4AEL,XEL FWD	136.02	155.35	2.00	24




STEEL PLATE

Ref No.1	Ref No.2	Application	ID	OD	Thick	Teeth
31536-60X03	122711	NISSAN RE5R01A REDUCTION BRAKE	119.38	146.30	2.00	8
31536-41X03, 31536-41X19	075713	NISSAN RL4F02A,RE4/5R01A HIGH	111.76	139.27	2.00	27
31536-51X00	106703	NISSAN RE4R03A,JR403E HIGH,REV	132.08	161.42	2.00	40
MD610261, 31536-X0100, 45361-0100	042701	NISSAN 3N71B,4N71B,M41,FWD,DIR,O/D	92.20	119.99	2.00	28
MD610110 31666-X0100	042703	NISSAN 3/4N71B,M41,N4AEL LOW/REV	107.39	143.89	2.00	13
31666-41X01 31666-41X02	075705	NISSAN RE4/5R01A,R4AEL/XEL LOW/REV	129.18	159.89	2.00	14
31666-51X00	106707	NISSAN RE4R03A,JR403E LOW/REV	140.18	172.36	2.00	11
31536-01X00	061701	NISSAN RN3F01A,RL3F01A FRT,REAR	111.99	133.91	2.00	12
31666-01X00	061703	NISSAN RN3F01A,RL3F01A LOW/REV	159.99	186.89	2.00	8
31666-23X00 31666-21X00	068707	NISSAN RL/N4F02A L&R BRAKE ALL	165.05	192.84	2.00	12
31666-90X00	174705-200	NISSAN RE5R05A, SUBARU 5EAT REVERSE BRAKE(B1)	150.62	178.44	2.00	18
31356-AA-310 31666-95X03	174705A160	NISSAN RE5R05A Reverse Brake (B1) - SUV, Truck	150.70	178.44	1.60	18
31536-90X00	174701-200	NISSAN RE5R05A INPUT (K1), SUBARU 5EAT Intermediate	144.37	168.02	2.00	24
		NISSAN RE5R05A INPUT (K1), SUBARU 5EAT Intermediate	144.37	168.02	1.45	24
		NISSAN RE5R05A INPUT (K1), SUBARU 5EAT Intermediate	144.37	168.02	3.00	24
31356-AA290	135711-280	SUBARU 5EAT Front Brake	107.82	141.22	2.80	18
31536-21X01	068705	NISSAN RL4R02A, RE4F02A, RE4R01A, REVERSE	136.45	156.46	2.03	30
31536-AA100 31536-41X14/15	075707A	NISSAN RE/L4R01A,R4AEL,R4AXEL REV	129.01	156.39	2.00	30




STEEL PLATE

Ref No.1	Ref No.2	Application	ID	OD	Thick	Teeth
31536-90X02 31536-90X0C 31536-90X1C	174703-240	NISSAN RE5R05A HIGH/LOW-REV (narrow teeth). (K2)	95.05	134.01	2.40	24
31536-95X0A, COMPONENT OF 30813-AA- 010	174703A240	NISSAN RE5R05A HIGH/LOW-REV. (K2) - SUV, Truck, , SUBARU 5EAT HIGH/LOW-REV.	95.05	130.99	2.40	24
		NISSAN RE5R05A HIGH/LOW-REV. (K2) - SUV, Truck, , SUBARU 5EAT HIGH/LOW-REV.	95.05	130.99	1.70	24
		NISSAN RE5R05A HIGH/LOW-REV. (K2) - SUV, Truck, , SUBARU 5EAT HIGH/LOW-REV.	95.05	130.99	3.40	24
31536-01X01 31566-21X00	068713	NISSAN RL3F01A,RL4F02A HIGH	112.09	133.81	2.00	24
31536-21X03	068743	NISSAN RL4F02A,RE4F02A HIGH	112.06	133.81	1.40	24
31536-21X04	075743	NISSAN RE4F02A HIGH (STANZA, AXXESS)	112.06	139.27	2.40	27
31536-21X02 31566-21X03	068703	NISSAN RE4F02A HIGH (MAXIMA)	111.99	134.04	1.70	24
31596-21X00 31596-21X01	068701	NISSAN RL4F02A,RE4F02A LOW	123.22	154.91	2.00	12
31536-90X03, 31536-90X1B, 31536-95X01	174711-240	NISSAN RE5R05A, SUBARU 5EAT DIR.	140.69	166.24	2.40	24
		NISSAN RE5R05A, SUBARU 5EAT DIR.	140.69	166.24	1.65	24
		NISSAN RE5R05A, SUBARU 5EAT DIR.	140.69	166.24	3.00	24
31666-90X01 31666-90X0D	174709-200	NISSAN RE5R05A, SUBARU 5EAT FWD (B3)	124.31	159.51	2.00	18
31666-95X0E 31666-95X00	TBA	NISSAN RE5R05A FWD (B3)	124.31	159.46	1.60	16
31666-90X02 31666-90X0B	174707-200	NISSAN RE5R05A, SUBARU 5EAT LOW COAST (B2) (0.079")	112.80	141.35	1.93	18



STEEL PLATE

Ref No.1	Ref No.2	Application	ID	OD	Thick	Teeth
31666-95X0C 31565-95X01	174707B178	NISSAN RE5R05A LOW COAST (B2)	112.80	141.35	1.80	15
31536-31X05, 31536-31X15, 31532-31X05	107705	NISSAN RL4F03A/V,RE4F03A REV.	118.01	136.96	2.00	30
31536-31X02 31536-31x14	107701	NISSAN RL4F03A/V,RE4F03A FWD	115.01	133.35	2.00	30
F3XY-7B442A, 31536-80X08, 31536-80X02	105701	NISSAN RE4F04A,4F20E, MAZDA JF403E (EXC L4JA-EL) FWD	124.97	144.02	1.80	32
31536-31X03	107709	NISSAN RL4F03A/V,RE4F03A OVERRUN	105.11	133.35	2.00	6
94387815, 31536-80X03, FX01-19-587	105709	NISSAN RE4F04A,4F20E, MAZDA JF403E OVRRUN	113.00	144.02	1.60	8
31536-31X01 31536-31X12	107703	NISSAN RL4F03A, RE4F03A HIGH (0.079")	87.00	110.79	2.00	18
F3XY-7B442D, 31536-80X05, FX01-19-334, 31536-80x07	105703-140	NISSAN RE4F04A,4F20E,JF/LJ4AEL (EXC. JF403E) HIGH	91.69	118.90	1.40	28
F6XZ-7B442DA, F3XY-7B442C, 31536-80X04, FX01-19-499, 31536-80x06	105703-200	NISSAN RE4F04A,4F20E,JF/LJ4AEL (EXC. JF403E) HIGH	91.69	118.90	2.00	28
97043655	10573A200	GEO/ISUZE JF403E HIGH	93.90	119.25	2.00	28
94385852	105703A	GEO/ISUZE JF403E HIGH	94.01	119.25	2.20	28
31536-31X13 31536-31X07	107703-150	NISSAN RL4F03A, RE4F03A HIGH (0.059")	87.00	110.87	1.50	18
31666-31X01	107707	NISSAN RL4F03A, RE4F03A LOW/REV.	138.99	159.84	2.00	10
31666-80X00, F3XY-7B442F, FX01-19-609	105707	NISSAN RE4F04A,4F20E LOW/REV. (EXC. JF403E) NARROW TEETH	150.01	172.97	1.80	10



STEEL PLATE

Ref No.1	Ref No.2	Application	ID	OD	Thick	Teeth
N/A	039709-200	MAZDA RC4AEL, High	106.90	149.60	2.00	8
OB5-1	211701-200	Audi S-TRONIC DSG OB5(DQ500) 7 SPEED AWD, 2-4-6 REVERSE	113.60	156.00	2.00	30
OB5-2	211703-198	Audi S-TRONIC DSG OB5(DQ500) 7 SPEED AWD, 1-3-5-7 CLUTCH	177.50	215.90	2.00	36
31589-AA000 44646-7000	042707	SUBARU M41/A TRANS. CASE	72.01	99.42	1.80	48
31666-AA010	042733	SUBARU M41,M41A LOW/REV	118.39	144.86	2.30	13
31589-AA030	075711	SUBARU R4AXEL TRANSFER , Loyale	104.72	124.92	1.80	30
31589-AA050	075711-200	SUBARU R4AX-EL(4EAT) Transfer Case	104.72	124.92	2.00	30
31589-AA060	075711-240	SUBARU R4AX-EL(4EAT) Transfer Case	104.72	124.92	2.40	30
31589-AA070	075711-280	SUBARU R4AX-EL(4EAT) Transfer Case	104.72	124.92	2.80	30
31589-AA041	075711-160	SUBARU 5EAT/R4AXEL TRANSFER EXT (LEGACY, SVX, LOYALE)	104.72	124.92	1.60	30
31666-AA060 31666-AA-070	075705-160	SUBARU R4AXEL LOW & REV	129.01	159.64	1.60	14
31666-AA030	075705-180	SUBARU R4AXEL LOW & REV, LEGACY-94, SVX	129.31	159.69	1.80	14
26651-78230	138104	SB308 FRD	61.52	84.84	2.00	6
26841-78230	138106	SB308 REV	97.89	114.91	2.00	8
31536-AA200 31536-NF002	135701-140	SUBARU/ISUZU JR405E/RC4A-EL,4- SPEED LOW CLUTCH R4AXEL (4EAT) Low	123.10	143.76	1.40	30
31536-AA190 31536-NF000	135707-160	SUBARU R4AXEL (4EAT) Reverse	133.20	156.46	1.60	32
31536-AA142 31536-NF007	135709-240	SUBARU R4AXEL (4EAT) 2-4 Brake	144.60	174.50	2.40	23 or 24
45421-02700	191701-142	HYUNDAI JF405E(JF402E) Low	100.99	105.56	1.40	36
45463-02700	191703-180	HYUNDAI JF405E(JF402E) Low / Reverse	120.90	88.19	1.80	10
45487-02700	191705-198	HYUNDAI JF405E(JF402E) Reverse	100.00	115.75	2.00	16
45449-02700	191707-200	HYUNDAI JF405E(JF402E) High	74.55	94.21	2.00	36



STEEL PLATE

Ref No.1	Ref No.2	Application	ID	OD	Thick	Teeth
		Suzuki CVT	95.10	117.40	1.80	24
34615-20010	073709A	TOYOTA A540,A541E O/D DIRECT	105.11	133.63	3.00	20/24
34615-33030	073709-180	TOYOTA A541E O/D, DIRECT	104.90	133.70	1.80	24
		TOYOTA A340E,341E,343F,350E 2ND BRAKE (THIN)	104.90	133.70	2.30	24
35648-32040 35648-33030	065717	TOYOTA A540,A541E O/D BRAKE	143.27	175.35	2.52	12
35648-33010	065723	TOYOTA A541E 2ND BRAKE	123.49	158.12	1.80	10
35634-32020	073703A	TOYOTA A540E, A341E DIRECT	105.61	142.24	1.80	6
35634-33030 35634-33040	073703A140	TOYOTA A540, A541E DIRECT	105.51	142.24	1.40	6
35647-33020 35647-33010	073703A200	TOYOTA A540, A541E DIRECT	105.69	142.24	2.00	6
35648-33020	065713	TOYOTA A541E LOW/REV.	123.60	158.12	1.60	10
35634-22090	044705	TOYOTA A40 SERIES O/R, O/D, INTER., LONG TEETH	102.01	137.29	1.80	8
35634-22070	044701	TOYOTA A40 SERIES FWD,OD(DIRECT) SHORT TEETH	102.00	132.00	1.80	8
35634-30120	044701-230	TOYOTA A40 SERIES FWD/DIR.	102.00	132.00	2.30	8
35634-30090, MD609156	044701-140	TOYOTA A40 SERIES FWD/DIR	102.00	132.00	1.40	8
35634-22080, 35634-22050, 35634-22020, MD951815, MD609499	044703	TOYOTA A40 SERIES LOW/REV. (Exc. A46DE, DF)	102.01	136.27	1.80	15
35648-30020	044725	TOYOTA A40 SERIES INTER. BRAKE#2	102.25	137.35	2.30	8
35648-30010	044715	TOYOTA A40 SERIES OVERRUN BRAKE#1, INT. BRAKE #2.	102.25	137.35	2.00	8
35648-22010	044735	TOYOTA A40 INT BRAKE #2	102.01	137.16	3.00	8
35634-30080	044707	TOYOTA A40/A43,DE,DL OVERDRIVE	116.36	157.18	2.00	7
35634-30010	044717	TOYOTA A40 SERIES OVERDRIVE	116.36	156.90	2.30	7
35634-30070	044711	TOYOTA A43,DE,DL FWD,DIRECT, O/D	102.39	132.08	2.00	8



STEEL PLATE

Ref No.1	Ref No.2	Application	ID	OD	Thick	Teeth
35634-32010	065701	TOYOTA A130,A140,A240,A245,A350,A343F, A540, FWD,DIR,OVERDRIVE	105.00	132.00	1.80	8
35634-33010	65701-160	TOYOTA A540,541 FWD CAMRY,	104.90	132.08	1.60	8
35634-33020	065701-140	TOYATO A540,541, 650 FWD, LEXUS, CAMRY	105.46	132.16	1.40	8
35634-12040	N/A	TOYOTA A540H FORWARD & DIRECT	104.90	132.08	1.80	8
35648-32020	065703	TOYOTA MX-17, A130,140,240, 540 LOW/REV O/D BRAKE) NARROW	116.51	151.77	1.80	12
35648-12020	65703A	TOYOTA A245E,246E, A247E 1ST/REV.	124.97	126.49	1.80	12
35648-32010	065705	TOYOTA A130,140,240,540 2ND BRAKE	116.51	151.77	1.80	12
35634-20010	065709	TOYOTA A140,A540 O/D DIRECT	105.00	133.53	1.80	20/24
34264-12020	067705A	TOYOTA A240,A245 U/D BRAKE	87.00	118.49	1.80	8
35634-30100	073701	TOYOTA A340E,341E,340F,FWD	105.00	129.62	2.00	8
34634-30020	073711	TOYOTA A340E/H (VOLVO), A650E O/D BRAKE	143.15	182.30	2.00	6
34634-30050 3549120-8	073721	TOYOTA A343F, A350E, A650 O/D BRAKE (VOLVO)	143.15	182.88	2.00	6
		TOYOTA A340E,341E,343F,350E 2ND BRAKE (THIN)	105.60	142.60	2.00	16
		TOYOTA A340E,341E,343F,350E 2ND BRAKE (THIN)	105.60	142.60	2.20	16
35634-30110	073701-230	TOYOTA A340E, A650E FWD GS 300	105.00	132.72	2.30	8
35648-30031	073707	TOYOTA A340,341,350E,343F LOW/REV.	109.22	150.44	1.80	15
		TOYOTA A340,341,350E,343F LOW/REV.	109.60	150.60	2.00	15
35647-30020	073725	TOYOTA A340E,341E,343F,350E 2ND BRAKE (THICK)	105.69	142.62	2.50	16
35647-30030	073705	TOYOTA A340E,341E,343F,350E 2ND BRAKE (THIN)	105.60	142.60	1.80	16
34616-30010, 8- 94479-891-0,	073709	TOYOTA A340E,341E,343F,350E, A650E OD DIR	105.00	133.53	2.00	24



STEEL PLATE

Ref No.1	Ref No.2	Application	ID	OD	Thick	Teeth
MR166471, 3549180-2						
34616-50010	073709-250	TOYOTAA340E,341E,343F,350E, A650E OD DIR	105.00	133.50	2.50	24
35647-30011	073703	TOYOTAA340E,341E,343F,DIRECT	105.41	141.96	2.30	6
		TOYOTAA340E,341E,343F,DIRECT	105.40	142.00	2.00	6
		TOYOTAA340E,341E,343F,DIRECT	105.40	142.00	2.50	6
35647-14010	073723	TOYOTAA340E/H DIR. (EXC. TRUCK)	105.46	141.96	3.00	6
35647-22030	142705-230	TOYOTA, LEXUS A340 SERIES, A650E DIRECT CLUTCH	105.46	143.00	2.30	24
N/A	142705-180	LEXUS A650E DIRECT CLUTCH	105.46	143.00	1.80	24
35634-21010, 35634-28010, 35634-06010	136701-180	TOYOTA U140E/F, U240E/241E, U150/151E/F, U250E FORWARD	114.20	144.32	1.80	40
35634-52020	144701-188	TOYOTA U340E/F ,U341E/F Forward	108.46	136.53	1.90	30
N/A	127711-200	DAIHATSU A4LB-1, TOYOTA U540E/U541E Forward	106.50	127.35	2.00	30
35634-33080 35634-08010	199701-180	TOYOTA U660E C1 - 1st, 2nd, 3rd, 4th drive (forward)	144.12	174.80	1.80	40
35648-20010	065707	TOYOTAA140 O/D, LOW/REVERSE	143.15	175.21	1.80	12
35647-21010 35647-28010	136703-300	TOYOTA U140E/F, U240E/241E DIR. CLU.	140.59	164.85	3.00	40
35647-33030 35647-08010	136703-180	TOYOTA U150E, U241E,U250E DIRECT	140.59	164.85	1.80	40
34616-33010 35647-33030	163713-180	TOYOTA U150E,U241E, U250E OVERDRIVE	127.10	160.00	1.80	40
	163713-300	TOYOTA U150E,U241E, U250E OVERDRIVE, flat	127.10	160.00	3.00	40
35675-52040	144703-300	TOYOTA U340E/F ,U341E/F Direct	86.11	117.86	3.00	30
N/A	127713-200	DAIHATSU A4LB-1, TOYOTA U540E/U541E Input	68.00	91.30	2.00	20
34625-52060	144711-300	TOYOTA U340E/341E/F 2nd Coast & Overdrive Brake	143.89	170.26	3.00	15
35678-52020	144705-300	TOYOTA U340E/F,U341E/F 2nd Brake	143.89	170.26	3.00	13






STEEL PLATE

Ref No.1	Ref No.2	Application	ID	OD	Thick	Teeth
35647-33040 35647-08020	199701-215	TOYOTA U660E C2 - 4th, 5th, 6th drive (direct)	144.12	174.80	2.20	40
		U660 C2 pressure plate	144.12	174.80	3.00	40
		U660 C2 pressure plate	144.12	174.80	3.40	40
35691-28010 35691-21010	136705-200	TOYOTA U140E/F, U150/151EU240E/241E, U250E 2ND BRAKE	143.21	181.36	2.00	12
35692-52020	144705-200	TOYOTA U341E/F, U341E/F 2nd Brake	143.89	170.26	2.00	13
N/A	127715-183	DAIHATSU A4LB-1, TOYOTA U540E/U541E Low / Reverse	114.00	145.70	1.80	13
N/A	199705-185	TOYOTA U660E B1 - 2nd, 6th brake	153.70	189.50	1.85	11
35692-28010, 35692-06010, 35692-21010, 35692-21011	136707-180	TOYOTA U140E/F, U150E/151E/F U240E/241E, U250E LOW & REVERSE	143.21	178.31	1.80	12
34264-32020, 34264-28010, 34264-32010	145711-177	TOYOTA U240E, 241E, U250E UNDERDRIVE #2	89.41	121.77	1.80	11
35693-52040	144707-177	TOYOTA U340E/341E/F Low/Reverse	137.29	164.97	1.80	13
N/A	127717-203	DAIHATSU A4LB-1, TOYOTA U540E/U541E Center support	114.10	132.30	2.00	30
N/A	199707-160	TOYOTA U660E B2 - 1st, Reverse brake	163.40	196.40	1.60	16
34264-21010 34264-28010	136711-180	TOYOTA U140E/F, U150 UNDERDRIVE #2	92.99	127.76	1.80	11
34263-21010 34263-28010	136709-200	TOYOTA U140E/F, U150 UNDERDRIVE #1	99.24	131.14	2.00	40
34263-32020 34263-28010	145709-200	TOYOTA U240E, 241E, U250E UNDERDRIVE #1	90.68	119.33	2.00	40
35648-52020	144709-178	TOYOTA U340E/341E/F Coast	97.92	123.44	1.80	30
N/A	127719-100	DAIHATSU A4LB-1, TOYOTA U540E/U541E Overdrive Brake	114.00	141.80	1.00	13
N/A	199705-220	TOYOTA U660E B3 - 3rd, 5th, Reverse brake	153.70	188.65	2.20	11
		U660 3rd, 5th, Reverse pressure plate	153.70	188.65	2.40	11



STEEL PLATE

Ref No.1	Ref No.2	Application	ID	OD	Thick	Teeth
	199705-250	U660 3rd, 5th, Reverse pressure plate	153.70	188.65	2.50	11
		U660 3rd, 5th, Reverse pressure plate	153.70	188.65	3.00	11
		U660 3rd, 5th, Reverse pressure plate	153.70	188.65	4.00	11
34264-32020	083701	TOYOTA A440,442 FWD, O/D, DIRECT	101.60	134.54	1.80	10
35634-36020	083701-240	TOYOTA A440F/442F FWD(FRONT) SELECTIVE	101.50	134.54	2.40	10
97256969	083711-200	TOYOTA AW450-43LE OVERDRIVE DIRECT	102.69	134.37	2.00	20
35634-36050	083701-220	TOYOTA A440F/442F FWD(FRONT) SELECTIVE	101.50	134.54	2.20	10
35634-36040	083701-200	TOYOTA A440F/442F FWD(FRONT) SELECTIVE	101.50	134.54	2.00	10
35632-36020	083705	TOYOTA A440F/442F LOW/REV.	152.20	184.81	1.80	16
35632-60030	083705-240	TOYOTA A442F LOW/REV	151.99	184.51	2.40	16
97256951	083705-280	TOYOTA AW450-43LE LOW/REV	151.99	184.51	2.80	16
35632-36010	083703	TOYOTA A440F, A442F 2nd Brake (Intermediate)	152.40	185.67	2.40	6
35632-60010	083703A240	TOYOTA A442F O/D BRAKE	162.51	194.87	2.40	6
97256939 8-97256-939-0	083703-280	TOYOTA AW450-43LE 2ND BRAKE	152.20	186.13	2.80	6
35632-60040	083703-200	TOYOTA A440F, A442F 2nd Brake (Intermediate)	152.20	186.00	2.00	6
35647-60010	173701-180, 188701-180	TOYOTA A750E/F, A760E/H, A761E/H Direct & Rear	149.00	169.01	1.80	24
35634-22110	203701-180	TOYOTA A960E FORWARD	93.80	113.95	1.80	24
35648-60010- A750, 35648- 50010-A760, 35648-TBA020	173701-240, 188701-240	TOYOTA A750E/F, A760E/H, A761E/H Rear (Input)	149.00	169.04	2.40	24
35648-22020 35648-TBS010	203703-240	TOYOTA A960E REVERSE	137.29	159.05	2.40	24
35634-60020	173705-180	TOYOTA A750E/F Forward	105.99	125.96	1.80	24
35634-50010	188711-245	TOYOTA A760E/H, A761E/H FWD (coast)	105.92	125.91	2.40	24



STEEL PLATE

Ref No.1	Ref No.2	Application	ID	OD	Thick	Teeth
35695-22010 35695-TBS010	203715-180	TOYOTA A960E COAST	90.07	109.73	1.80	24
35691-60010	173709-240, 188713-240	TOYOTA A750E/F, A760E/H, A761E/H #1 Brake (Underdrive)	140.39	168.20	2.40	13
35676-60080		A750E clutch B1 / Underdrive	140.39	168.20	2.00	13
N/A	188713-220	TOYOTA A760E/H, A761E/H Underdrive - selective	140.21	168.20	2.20	13
35647-22040	203705-180	TOYOTA A960E DIRECT	139.24	158.95	1.80	24
35692-60010	173711-200	TOYOTA A750E/F, A760E/H, A761E/H #2 Brake (Overdrive)	115.24	154.28	2.00	13
N/A	188715-220	TOYOTA A760E/H, A761E/H Overdrive - selective	115.06	154.28	2.20	13
35691-22020	203707-240	TOYOTA A960E BRAKE #1	127.41	156.54	2.40	12
35692-22010	203709-200	TOYOTA A960E BRAKE #2 (2.00mm)	103.94	138.48	2.00	13
N/A	N/A	TOYOTA A960E BRAKE #2 (2.50 mm)	103.94	138.48	2.50	13
35683-60010, Components of 35066-50020- A760 or 35066- 60030-A750	173707-200, 188705-200	TOYOTA A750E/F, A760E/H, A761E/H #3 Brake (Interm.)	131.93	171.35	2.00	16
35694-60010 35694-60011	173713-180, 188707-180	TOYOTA A750E/F, A760E/H, A761E/H #4 Brake (Low / Reverse)	125.02	152.40	1.80	16
35695-50010 35695-TBA010	188709-180	TOYOTA A760E/H, A761E/H Reverse MAZDA FNR5	100.58	121.79	1.80	24
NA	203711-200	TOYOTA A960E BRAKE #3 (Intermediate)	118.87	159.13	2.00	16
35694-22010	203713-178	TOYOTA A960E BRAKE #4	110.24	136.55	1.80	16
35693-30010 35693-30020	142703-180	LEXUS A650E Low/Reverse	123.85	149.47	1.80	18
35691-35A030	142707-270	LEXUS A650E 2ND BRAKE 0.106"	131.45	156.21	2.69	8
N/A	142707-200	LEXUS A650E 2ND BRAKE 0.079"	131.45	156.21	2.01	8
N/A	142709-290	LEXUS A650E 3rd BRAKE	123.47	149.61	2.90	8
NA	NA	Hyundai/Kia A4CF1/2 Underdrive	121.40	151.70	2.05	20
NA	NA	Hyundai/Kia A4CF1/2 Overdrive	111.30	155.60	2.50	5
		Hyundai/Kia A4CF1/2	111.30	143.69	2.50	20



STEEL PLATE

Ref No.1	Ref No.2	Application	ID	OD	Thick	Teeth
		Hyundai/Kia A4CF1/2	111.30	145.21	2.50	30
NA	NA	Hyundai/Kia A4CF1/2 Reverse	129.40	155.70	3.00	20
NA	NA	Hyundai/Kia A4CF1/2 Low / Reverse (0.087")	140.80	167.30	2.20	14
NA	NA	Hyundai/Kia A4CF1/2 Low / Reverse (0.039")	140.80	167.30	1.00	14
NA	NA	Hyundai/Kia A4CF1/2 2nd Brake (0.118")	130.30	167.20	3.00	14
NA	NA	Hyundai/Kia A4CF1/2 2nd Brake (0.063")	130.30	167.20	1.60	14
NA	NA	Hyundai/Kia A4CF1/2 Pressure plate for 2nd Brake (0.118")	130.30	167.20	3.00	14
		Hyundai/Kia A4CF1/2 2nd Brake (0.118")	130.30	167.20	2.00	14
010-323-227A	046703	VW 010 LOW & REV.	157.00	181.23	2.00	8
010-323-139	046701	VW 010 FWD & DIR & REV	103.20	126.24	2.00	17
001-323-944	158703-200	VW JF404E, DIRECT, POLO	96.50	126.20	2.00	24
001-323-139E	158701-132	VW JF404E, LOW CLUTCH, POLO	81.00	107.25	1.30	24
001-323-139	158705-300	VW JF404E, REVERSE ,POLO	113.50	130.50	3.00	15
001-323-463	158707-132	VW JF404E, Low/Rev.	139.00	165.00	1.30	10
N/A	158703-250	VW JF404E,Direct	96.50	126.20	2.50	24
FP01-19-6E1	162711-240	JF506E High (0.095", 18T)	91.34	119.13	2.40	18
FP01-19-6E2	162711-160	JF506E High (0.063", 18T)	91.34	119.13	1.60	18
FP01-19-609	162703-140	JF506E Low/Reverse	150.06	172.97	1.40	10
FP01-19-561	162705-140	JF506E Low (0.055", 32T)	122.96	144.02	1.40	32
FP01-19-499	162701-200	JF506E Direct	85.85	108.20	2.00	24
FP01-19-3N4	162707-300	JF506E Overrun (2-4 Brake) (0.118", 7T)	169.24	204.85	3.00	7
FP01-19-571	162709-200	JF506E Reverse (0.078", 36T)	142.60	163.07	2.00	36
		VW AUDI				
095-323-227	109705	095,096(01M),097(01N),098(01P) LOW REV. B1 REAR	129.36	156.34	2.00	12
		VW AUDI				
095-323-227A	109705-145	095,096(01M),097(01N),098(01P) LOW REV.B1 REAR	129.36	156.34	1.45	12



STEEL PLATE

Ref No.1	Ref No.2	Application	ID	OD	Thick	Teeth
097-323-463	109703	VW AUDI 095,096(01M),097(01N),098(01P), INTERM. B2 BRAKE FRONT	135.99	183.95	2.00	3
097-323-463A	109703-225	VW AUDI 095,096(01M),097(01N),098(01P), INTERM. B2 BRAKE FRONT (SELECTIVE)	135.64	184.10	2.30	3
097-323-463C	109703-300	VW 095,096,097,098 (B2)	135.89	184.10	3.00	3
N/A	109701-200	VW AUDI 095,096(01M),097(01N),098(01P) FWD, REVERSE/DIR BRAKE (K1,K2)	103.99	127.74	2.00	32
N/A	109701-145	VW AUDI 095,096(01M),097(01N),098(01P)FWD, REVERSE (K1)	103.99	128.14	1.45	32
N/A	109707	VW AUDI 095,096,097,098 K3 (3-4)	72.21	103.00	2.00	26
N/A	109717-145	VW AUDI 01M,01N,01P K3 (3-4)	72.21	109.58	1.45	28
N/A	109717	VW AR4 (K3-OVERDRIVE)	72.21	109.58	2.00	28
N/A	109717-160	VW AUDI 01M,01N,01P K3 (3-4) - SELECTIVE	72.21	109.58	1.60	28
N/A	151701-195	VW 01J (CVT) Forward (Lock) - internal teeth	105.00	138.05	1.90	26
N/A	151701-225	VW 01J (CVT) Forward (Lock) - internal teeth, 0.089" THK	105.00	138.05	2.25	26
N/A	151701-250	VW 01J (CVT) Forward (Lock) - internal teeth, 0.099" THK	105.00	138.05	2.50	26
N/A	151703A195	VW 01J (CVT) Low / Reverse Brake - external teeth	163.58	204.09	1.90	3
	151703A250	VW 01J (CVT) Low / Reverse Brake - external teeth	163.57	204.05	2.50	3
	151703A225	VW 01J (CVT) Low / Reverse Brake - external teeth	163.58	204.09	2.25	3
			119.30	156.30	1.30	9
1019-377-028	154701-270	ZF4HP20 F-Clutch	146.00	181.00	2.70	17
1019377034	154701-300	ZF4HP20 F-Clutch	146.00	181.00	3.00	17



STEEL PLATE

Ref No.1	Ref No.2	Application	ID	OD	Thick	Teeth
24231-205-917 1043-302-046	053701	ZF3/4HP-22 (FWD A PACK)	76.20	108.00	1.78	24
24231-205-919 1043-302-123	53701-120	ZF3/4HP22, ZF4HP24 (FWD A PACK)	76.00	108.00	1.20	24
24231-205-935 0301-302-037	053703	ZF 3/4HP22 (B,C,D), ZF4HP18(C)	119.30	155.85	1.80	12
24231-209-825 1043-302-021	053703-210	ZF3HP22, ZF4HP24 (B, C, D), ZF5HP18 (C),	119.15	155.85	2.10	12
24231-209-824 1043-302-020	053703-150	ZF3HP22, ZF4HP24 (B, C, D), ZF5HP18 (C),	119.15	155.85	1.50	12
24231-215-440 1043-330-021	53705	ZF4HP-22/24 INPUT (E-PACK)	107.01	134.19	1.50	24
1068-377-020 6L2Z-7B442-CA	183701-300	FORD 6R60 (ZF6HP26/A) Input (A) Clutch, C- 2nd/6th Brake (0.118")	163.83	195.07	3.00	30
1068-377-023	183701-267	FORD 6R60 (ZF6HP26/A) A - Input (0.105", Selective)	163.83	195.07	2.70	30
1068-377-024	183701-330	FORD 6R60 (ZF6HP26/A) A - Input (0.129", Selective)	163.83	195.07	3.30	30
24231-215-453 1043-330-022	053707	ZF4HP-22/24 FWD (A), OVERDRIVE(F)	107.01	134.19	2.10	24
1043-330-140	053707W140	ZF4HP24 FWD (A-PACK) (WAVED)	107.01	133.99	1.40	24
1068-377-019 6L2Z-7B442-BA	183701-208	FORD 6R60 (ZF6HP26/A) B - Direct (0.082")	163.83	195.07	2.10	30
1043-317-040	053713	ZF4HP-24 REVERSE (D-PACK)	122.20	156.03	1.20	12
1055-374-024 1055-374-030	113701-180	ZF5HP30 E1 & F CLUTCH, ZF5HP24 F-Overdrive/5th,ZF Mini CVT Input	119.00	150.00	1.80	24
1058-370-053 1058-370-066	132701	ZF5HP24/A 5HP30 A-Forward, C- Inter./Overrun	107.00	137.25	2.10	24
1068-377-022	183701-240	FORD 6R60 (ZF6HP26/A) D - Low/Reverse (0.095")	163.83	195.07	2.40	30
1058-370-050 1058-370-073	132703	ZF5HP24/A B-Direct/Reverse, D- Low/Reverse, E-3rd/4th, 4HP20 E CLUTCH PEUGEOT	155.00	185.00	3.00	30
1068-371-047	183703-240	FORD 6R60 (ZF6HP26/A) E - Overdrive (0.095") (on some models)	106.93	137.29	2.40	24




STEEL PLATE

Ref No.1	Ref No.2	Application	ID	OD	Thick	Teeth
1068-371-030 6L2Z-7B442-AA	183703-300	FORD 6R60 (ZF6HP26/A) E - Overdrive (0.118")	106.93	137.29	3.00	24
1019-370-049 1058-370-070	132703-210	ZF4HP20 E-Clutch, 5HP24/A B, D, E Clutch - selective	155.00	185.00	2.10	30
1019-370-050 1058-370-071	132703-240	ZF4HP20 B-Clutch, 5HP24/A B, D, E Clutch - selective	155.00	185.00	2.40	30
1060-310-004 1019-373-023	139705-180	ZF4HP14, ZF5HP18 FWD, DIRECT, INTER, OVERRUN, ZF5HP19/FL/FLA (G-PACK), 4HP20 D Clutch	146.00	175.60	1.80	24
1060-372-002	139703-180	ZH5HP19/FL/FLA B - DIRECT, ZF Mini CVT Reverse	132.08	162.18	1.80	24
1060-310-027 1060-310-053 1019-373-023	139705-240	ZH5HP19 C- Interm/Overrun, ZF4HP20 (PEUGEOT) D-CLUTCH	146.00	175.60	2.40	24
1071372010	143701-300	ZF6HP19/A/X, A Clutch	153.67	175.59	3.00	30
	139705-210	ZH5HP19 C- Interm/Overrun, ZF4HP20 (PEUGEOT) D-CLUTCH	146.00	175.60	2.10	24
	139705-300	ZH5HP19 C- Interm/Overrun, ZF4HP20 (PEUGEOT) D-CLUTCH	146.00	175.60	3.00	24
1050-302-011 1060-370-002	104703	ZF5HP18, ZF4HP18, (A, B, D PACKS), ZF5HP19 (A, D PACK)	132.08	153.16	1.80	24
1071372025	143701-240	ZF6HP19/A/X, B Clutch	153.67	175.59	2.40	30
1050-230-059 1050-330-017 1060-371-002	104701	ZF5HP18, ZF4HP18, ZF5HP19 (E PACK)	78.00	114.43	1.80	30
1071375006	143703-250	ZF6HP19/A/X, C Clutch	118.87	161.09	2.50	24
1071373009	143705-180	ZF6HP19/A/X, D Clutch	129.03	157.00	1.80	24
1056-329-002 1056-377-045 1060-377-002	103703-300	ZF5HP18, ZF5HP30, ZF5HP19/FL/FLA OVERDRIVE (F-PACK)	120.14	140.21	3.00	24
1071371048	143707-208	ZF6HP19/X, E Clutch	97.03	129.34	2.10	24
1071371052	143707-150	ZF6HP19A, E Clutch	97.03	129.34	1.50	24
	143707-160	ZF6HP19/X, E Clutch	97.03	129.34	1.60	24
076-914-9080	192707-208	SUZUKI ZF4HP16 D Clutch - Brake-Top selective	133.91	163.58	2.00	24



STEEL PLATE

Ref No.1	Ref No.2	Application	ID	OD	Thick	Teeth
1063-373-039	192707-178	SUZUKI ZF4HP16 D Clutch - Brake-Top	133.91	163.58	1.80	24
1063-370-025	192709-246	SUZUKI ZF4HP16 F Clutch selective	142.90	174.75	2.50	16
1063-377-025	192709-175	SUZUKI ZF4HP16 F Clutch	142.90	174.75	1.80	16
1063-275-006	192705A300	SUZUKI ZF4HP16 C Clutch - Brake-Bottom internal spline	136.40	184.96	3.00	30
1063-370-044	192701-244	SUZUKI ZF4HP16 B Clutch - Input-Bottom	142.88	173.02	2.40	30
1063-370-045	192701-206	SUZUKI ZF4HP16 B Clutch - Input-Bottom selective, E Clutch - Input-Top	142.88	173.02	2.00	30
1063-370-044	192701-178	SUZUKI ZF4HP16 E Clutch - Input-Top selective	142.88	173.02	1.75	30
1056-377-044, 1036-302-015, 1056-277-036, 1060-377-003	103703	ZF4HP14 ZF4HP-14,ZF5HP-18 FWD,DIRECT,INTER,OVERRUN, ZF5HP19/FL/FLA (G-PACK)	120.14	140.21	1.80	24
1036-317-006	103705	ZF4HP14 LOW/REV, D CLUTCH	120.40	147.96	1.20	24
1036-330-036	103701	ZF4HP14 INPUT, 3RD/4TH E CLUTCH	76.10	104.27	1.80	30
FU01-19-621A E92Z-7B442B	074703	FORD/MAZDA 4EAT-G COAST	112.25	136.84	1.60	32
22656-RJB-013	172709-180	Acura MDKA 4th / 5th MJBA	93.30	137.60	1.80	24
22657-RJB-013	172709-160	Acura MDKA 4th / 5th MJBA	93.30	137.60	1.60	24
6814809-7 35647-22010	044713	TOYOTAA40 SERIES LOW/REV. (Narrow Splines, A46DE, DF).MITSUBISHI AW372/KM148 LOW/REV (BRAKE #3)	102.36	136.40	1.80	15
			107.30	157.90	1.20	6
93741585	187703A200	AW80/81-40LE (U440) Direct-C2 (16 TEETH)	101.65	125.40	2.00	16
	079701-200	FRC/ST C1/C3 BTR 85/91/95/97LE 90- UP	102.00	135.50	2.00	52
	079701-180	FRC/ST C2 BTR 85/91/95/97LE 90-UP	102.00	135.50	1.80	52
	079703-180	FRC/ST C4 BTR 85/91/95/97LE 90-UP	90.90	121.50	1.80	26
	071701-400	MERCEDES 722.4 FRONT K1, SELECTIVE	89.58	127.99	4.00	6



STEEL PLATE

Ref No.1	Ref No.2	Application	ID	OD	Thick	Teeth
	071701-450	MERCEDES 722.4 FRONT K1, SELECTIVE	89.58	127.99	4.50	6
	071703-250	MERCEDES 722.4	103.89	160.02	2.50	36
201-272-2226	071703-350	MERCEDES 722.4 B3 REVERSE	103.89	160.02	3.50	36
	071703-400	MERCEDES 722.4 B3 REVERSE	103.97	160.15	4.00	36
	071705-400	MERCEDES 722.4 K2	82.77	117.95	4.00	6
	079701-220	FRC/ST C2 BTR 85/91/95/97LE 90-UP	102.00	135.50	2.20	52
	079701-250	FRC/ST C2 BTR 85/91/95/97LE 90-UP	102.00	135.50	2.50	52
	079703-140	FRC/ST C4 BTR 85/91/95/97LE 90-UP	90.90	121.50	1.40	26
	079703-170	FRC/ST C4 BTR 85/91/95/97LE 90-UP	90.90	121.50	1.70	26
	079703-220	FRC/ST C4 BTR 85/91/95/97LE 90-UP	90.90	121.50	2.20	26
	141709-350	MERCEDES 722.6, K3 - 0.138" R/B Industry# 68120B	88.08	122.14	3.50	24
		HONDA CIVIC(China)	82.20	112.50	2.00	32
		HONDA CIVIC(China)	85.90	126.60	2.30	24
22543-R90-003	169701-160	HONDA ACURA B90A 1ST, 3RD	93.50	128.90	1.60	24
22643-R90-003	169701-200	HONDA ACURA B90A 2ND	93.50	128.90	2.00	24
22643-RPC-003	058707-160	Honda SPCA 3rd/5th Wave	85.85	126.59	1.60	24
22643-RPC-004	058705-200	Honda SPCA, SMMA 2nd/4th clutch	86.21	126.85	2.00	30
		JF015E (CVT for SUNNY)	129.40	150.80	1.40	10
		JF015E (CVT for SUNNY)	152.80	176.40	2.00	12
		JF015E (CVT for SUNNY)	103.20	136.40	2.00	40
			178.00	237.00	2.70	6
			178.00	253.60	3.45	6
		ATC500 Motorcycle	95.80	134.50	1.20	61
		ATC500 Motorcycle	95.80	134.50	4.00	61
			175.00	240.00	2.70	
		ATC350	98.70	140.50	1.50	30
		ATC350 / ATC450	98.70	140.50	1.20	30
		MERCEDES	141.90	188.00	2.00	36
		suzuki A174 Forward, 3th/4th	86.10	103.10	1.80	8
		suzuki A174 1st/Reverse	117.00	141.00	1.60	15
		suzuki A174 Reverse	118.60	138.20	1.80	8
		suzuki A174 2nd Coast	112.00	142.60	1.80	15
		suzuki A174 2nd/4th	119.80	146.20	1.80	15





STEEL PLATE

Ref No.1	Ref No.2	Application	ID	OD	Thick	Teeth
	174713-178	RE5R05A Torque converter	142.60	171.70	1.8	36
		Ssangyong M11	143.50	179.40	2.10	30
		Ssangyong M11	164.70	192.90	1.82	22
		Ssangyong M11	143.60	160.70	1.90	40
		Ssangyong M11	135.70	156.80	1.72	40
		Ssangyong M11	135.70	156.80	2.50	40
		MPS6/6-SPEED				
		DCT450,(Chrysler,Ford,Land Rover and Volvo)	136.30	173.00	2.00	42
		MPS6/6-SPEED				
		DCT450,(Chrysler,Ford,Land Rover and Volvo)	136.30	173.00	2.20	42
		MPS6/6-SPEED				
		DCT450,(Chrysler,Ford,Land Rover and Volvo)	136.30	173.00	1.00	42
		MPS6/6-SPEED				
		DCT450,(Chrysler,Ford,Land Rover and Volvo)	136.30	173.00	1.20	42
		MPS6/6-SPEED				
		DCT450,(Chrysler,Ford,Land Rover and Volvo)	136.30	173.00	1.30	42
		MPS6/6-SPEED				
		DCT450,(Chrysler,Ford,Land Rover and Volvo)	136.30	173.00	1.40	42
		MPS6/6-SPEED				
		DCT450,(Chrysler,Ford,Land Rover and Volvo)	136.30	173.00	1.50	42
		MPS6/6-SPEED				
		DCT450,(Chrysler,Ford,Land Rover and Volvo)	136.30	173.00	1.80	42
		MPS6/6-SPEED				
		DCT450,(Chrysler,Ford,Land Rover and Volvo)	136.30	173.00	2.80	42
		TOYOTA U140E/F, U240E/241E DIR. CLU.	140.59	164.85	3.20	40



STEEL PLATE

Ref No.1	Ref No.2	Application	ID	OD	Thick	Teeth
		TOYOTA U140E/F, U240E/241E DIR. CLU.	140.59	164.85	3.5	40
		Geely Z130 Low/Reverse	112.00	137.60	1.30	12
		Geely Z130, Z140 C2	95.00	119.00	1.40	30
		Geely Z130 C2	95.00	119.00	1.60	30
		Geely Z130 Forward	94.95	122.00	1.40	8
		Geely Z130 C3-High	60.40	83.00	1.00	8
		Geely Z130 Forward	100.20	122.00	1.00	10
		Geely Z140 Low/Reverse	112.30	138.00	1.50	12
FZ01-19-571		MAZDA FW6A-EL High Clutch	140.00	165.30	2.01	40
FZ01-19-334		MAZDA FW6A-EL Low Clutch	95.60	123.20	2.00	32
FZ01-19-451		MAZDA FW6A-EL Low/Rev	149.80	198.20	1.60	16
FZ01-19-3S4		MAZDA FW6A-EL 2/6 Clutch	148.10	191.40	1.61	24
FZ01-19-561		MAZDA FW6A-EL R/3/5	142.00	181.40	1.60	24
		K410 Reverse	127.00	136.10	1.80	7
		Subaru TR580 Forward	109.55	130.45	1.20	24
		Subaru TR580 Reverse	135.85	156.85	1.20	12
		Subaru TR580 Transfer	104.50	125.00	1.60	30
		TF82-SC C1 Clutch	141.20	162.85	1.40	36
		TF82-SC C1 Clutch	143.30	165.60	2.40	24
24275855		GM 8L45 1-2-3-4-5 CL	146.70	181.60	1.74	28
24252083		GM 8L45 4-5-6-7-8	122.90	163.68	2.20	8
N/A		GM 8L45 1-2-7-8 CL	156.54	181.94	1.86	28
24252230		GM 8L45 1-3-5-6-7 CL	146.80	175.21	2.30	24
24251852		GM 8L45 2-3-4-6-8 CL	134.80	163.56	2.46	26
		724.0-7G-DCT C1 clutch	137.36	171.19	1.90	36
		724.0-7G-DCT C2 clutch	193.22	221.20	1.90	54
		A6MF2H Steel Plate Low/Rev	159.86	185.25	3.99	15
		8L90 1-2-7-8 CL	166.82	204.63	2.23	28
45421-4E030		Hyundai Kia A8TR1 Steel 6th Assy	158.15	193.97	1.70	30
		ACURA DCT 8 SPEED Steel Reverse Clutch	66.55	89.80	1.60	24
		ACURA DCT 8 SPEED Steel Main Clutch	93.70	128.50	1.98	30



STEEL PLATE

Ref No.1	Ref No.2	Application	ID	OD	Thick	Teeth
		ACURA DCT 8 SPEED Steel Secondary Clutch	93.70	128.50	2.38	30
		HONDA ACURA 6 SPEED	100.75	141.75	1.75	32
		K110/K112	95.35	117.60	1.80	40
		K110/K112	125.50	148.40	1.80	8





OIL COOLER

OEM No.	Application
04892377AB	DODGE
04892368AD	
4792912AD/AC	DODGE
4884757AE	DODGE CHRYSLER
4892422AA	CHRYSLER
157355-016B2	DODGE CHRYSLER
68105583AA	DODGE CHRYSLER
68004317AA	DODGE CHRYSLER
5184294AE	DODGE
68105583AF	DODGE





TRANSMISSION OIL PAN

Ref No.	Application
8678679	GM
8643574	GM
8685184	GM
24207558	GM
24206181	GM Buick /Chevrolet
24229658 24240207	GM Chevrolet
2420278	GM Chevrolet
4431997	Chrysler/Dodge
31390-31S00	Nissan
11110-JA01E	Nissan
31390-80X0A 31390-80X50	Nissan
4FLZ-7A194-AA	Ford
F8UZ-7A194-AA	Ford
E5TZ-7A194-D	Ford



TRANSMISSION FILTER

Ref No.	Make	Application	Transmission No.
126-277-0298	BENZ	MERCEDES BENZ 300 SEL,190 D, 190 E,260	722.3,722.4 4G-TRO NIC,W4A040
126-277-0295		E,300 CD,300 CE,300 D, 300 E,300 SD,300	
126-270-0298		SE,300 TD,300 TE, 350 SD,350 SDL,380	
126-270-0598		SE,380 SEC, 380 SEL,380 SL,380 SLC,400 E,	
129-277-0195	BENZ	MERCEDES BENZ 300 SE,	722.5,W5A030
129-277-0095		300 SL,S320,SL320	
115-270-0398	BENZ	MERCEDES BENZ 220,220 D,230, 240 D,300 D,300 SEL	722.0(W3A040)
115-270-0396			722.1(W4B025)
115-277-0495			722.2(K4C-025)
1092700298	BENZ	MERCEDES W3A40(722.1),W4B025 (722.2)RWD 3/4SPD,3/4" NECK	722.0(W3A040)
1232770095			722.1(W4B025)
123-270-0098			722.2(K4C-025)
109-270-0098			
4602770195	BENZ	MERCEDES BENZ G CLASS(W460)	722.3,722.4
6700254166			4G-TRONIC,W4A040
1683770295	BENZ	MERCEDES BENZ A CLASS,VANEO	722.7
1683770395			
2212770095	BENZ	MERCEDES BENZ C CLASS,E CLASS,GLK,S CLASS,SLK	722.9,7G-TRONIC
2212770195			
220-277-0395			
220-277-0695			
1693771395	BENZ	MERCEDES BENZ A CLASS W169,B CLASS W245	722.8 CVT,WFC280
693771195			
1693770995			
1693771295			
000-466-1604	BENZ	MERCEDES-BENZ 190 D,190 E BENZ TRANSPORTER 210,210 D,308 D,310,310 D,408 D,410 D BENZ C 180, C 200,C 220,C 240,C 250,C 280,C 43 AMG BENZ CLK 200,230,320,430,	722.6
000-466-2104			
A0004661304			
	BENZ	MERCEDES BENZ 230,240 D, 280 CE,280 E,280 SE,300 CD, 300 D,300 SD,300 TD	722.0(W3A040)
123-270-0098			722.1(W4B025)
			722.2(K4C-025)
2222772000	BENZ	MERCEDES BENZ C 300,C 450 AMG	7G-TRONIC



TRANSMISSION FILTER

Ref No.	Make	Application	Transmission No.
1402770095 52108325AA 5073878AA	BENZ	CHRYSLER 300,CROSSFIRE,SLR COUPE/ROADSTERDODGE CHALL ENGER,CHARGER,DURANGO, MAGNUM,PT CRUISER,	5G-TRONIC,722 6 NAG1
24111-218-899 96015432	BMW	BMW 3 SERIES E36,E46 BMW 5 SERIES E34,E39 BMW Z3 E36 CADILLAC CA TERA	4L30E,AR25(2.5L) AR35(3.0L)
0747477 747477 20908993	BMW	BMW/CADILLAC CA TERA BMW 3 COMPACT,3(E36),COUPE, CONVERTIBLE,3 TOURING,3(E46), Z3 BMW_5 TOURING,	4L30E
24722100 24117557070 24117510012 96042545 L9602-1284	BMW	BMW 3 SERIES,5 SERIES,X3,X5,Z3 CADILLAC CTS,SRX,STS	318,5L40E,5L50E
24111423604 96041844	BMW	BMW X3 X5	5L40E
24311218571 24311218204	BMW	AUDI V8 QUATTRO BMW 7351,740I, 740I L,7501 L,850 CI JAGUAR XJ40	4HP24
24341219631 0501-005-185 24-34-1-422- 513 1056-298-047	BMW	BMW 3 SERIES,5 SERIES 1989-2000	ZF5HP18,A5S 310Z
1055-298-015 24341-421-200 24-34-1-422- 419 0501-005-184	BMW	BMW 5 SERIES,7 SERIES	ZF5HP30
01L -325-429 243414226773 0501-004-925	BMW	AUDI AS BMW 5 SERIES,? SERIES,8 SERIES,XS	ZF5HP24/ZF5HP24A



TRANSMISSION FILTER

Ref No.	Make	Application	Transmission No.
24117624192 24117613253 24117604960 68142478AA 24118612901 0501218048 0501216868 V20-0587	BMW	BMW 1 SERIES,2 SERIES,3 SERIES, 4 SERIES,5 SERIES,6 SERIES, 7 SERIESX3X4X5,X6,Z4	8HP45,8HP70
24117593565 24117572617 24117581604 24152357284	BMW	BMW 1 SERIES,3 SERIES,X1,X3	GA6L45R
28107842828 4360114202	BMW	BMW E82/88 E90/E92/E93 M3 Z4	GS7D36SG
1043-226-037 1043-266-036	BMW	BMW 7501 L,850 CI JAGUAR XJ6 LAND ROVER DISCOVERY,LAND ROVER,RANGE ROVER	ZF4HP24
24117536387 24117571217 24152333907 0501220297 1056-298-047 0501-004-208 0501321556 24117522923 24117571227 24638000 24152333903 24117519359 0501216243 24110403404	BMW	BMW 1 SERIES,3 SERIES,5 SERIES,6 SERIES,7 SERIES,X1,X3,X5,X6,Z4	6HP19
96023081 24117557069	BMW	BMW 3 SERIES,5 SERIES,6 SERIESX5 FORD FALCON XR6 TURBO,TERRITORY (SY AWD/SZ RWD) JAGUAR XJ	722.5,W5A030
24341423109	BMW	BMW X5	5L40-E
	BMW	BMW 3 SERIES,5 SERIES	RE5R01A,A5S300J





TRANSMISSION FILTER

Ref No.	Make	Application	Transmission No.
0501-210-388 24-34-1-423-376 24152333915	BMW	BMW 320CI,3201,3231,325CI,3251,330CI,3301,520D,5201,7281,M3,Z4	5HP19
24117518741	BMW	MINI MINI CABRIO R52,MINI RSO	ZF GACVT16Z GA6F21WA VT1 ZF VT1-27T
E4L Y-7A098A 24311218550 24311218204 13397252 24311218550 24341215544 24117533700 24117510011 24117-510-012 24117-557-069 2-4722-200 24117507790	BMW	BMW 7331,7351,325E,3251,528E,5331,5351,633 C S1,635 C S1,7351 L JAGUAR 750I L,VANDEN PLAS,XJ40,XJS LAND ROVER DISCOVERY	ZF4HP22/ZF4HP22EH
24117-510-012 24117-557-069 2-4722-200 24117507790	BMW	BMW X5 3.0L	GM/ZF RWD,5SPD 5L40E,5L50E
24341209747 24341209791 1024-223-002	BMW	ALFA ROMEO SPORT,SPRINT BMW 3.0 S1,318 1,320 1,528 E,528 I,530 1,533 1,630 CSI,633 CSI,733 I PEUGEOT 504,505	ZF3HP22
1036226013 83504685 1038-226-013	BMW	BMW MINI DODGE MONACO	"IN-LINE" FWD 4SPD ZF4HP14 ZF4HP18
482456 2-1022-000	BMW	MINI COOPER GEEL Y EMGRAND HAIMA3, FREEMA, NEW FAMILY GREAT WALL MOTORS W CHERY SOUEAST MOTOR	VT2
1066002097 PW828710	BMW	MINI COOPER GEEL Y EMGRAND EC7/EC7-RV	VT2,VT3 CVT





TRANSMISSION FILTER

Ref No.	Make	Application	Transmission No.
095325429C 095325429D 095325443A 095325443 095-398-009	VW&AUDI	AUDI 100,80,90,CABRIOLET VOLKSWAGEN CABRIO,CORRADO, EUROVAN,GOLF,JETT A,PASSAT	VW095,VW096,VW097 VW098,VWAG4
01J301519L 01J-301-519L 01J-301-519B 01J301517B	VW&AUDI	2.4,A8 3.0 3.2	CVT VW01J
01J301517D	VW&AUDI	AUDI A4,A6L,A8	VW01J
01M325429 A0002772695 99914256	VW&AUDI	AUDI 80,90 MERCEDES BENZ PASSAT VOLKSWAGEN BEETLE, CABRIO,CABRIOLET, EUROVAN,GOLF,JETT A	VW095,VW096,VW097 VW098, JF404E,01M
01F-325-433 0501-004-608	VW&AUDI	AUDI 100,A6	ZF4HP18 FLE
01V325429 01V-325-429 0501-209-251 0501-004-813 98630740300 01V 398 003	VW&AUDI	AUDI A4,A6,A8,ALLROAD PORSCHE BOXSTER,BOXSTER RS,BOXSTER S SKODA SUPERB I VOLKSWAGEN PASSAT,PHAETON	5HP19FL,5HP19F
001325429A 001-325-429A	VW&AUDI	SKODA FABIA VOLKSWAGEN POLO	JF404E
09G325429A	VW&AUDI	SEAT AL TEA,LEON,TOLEDO, OCT AVIA,SUPERB VOLKSWAGEN BEETLE,GOLF,JETT A, PASSA T,TOURAN	VW09G,AQ250 TF-60SN
98325429	VW&AUDI	AUDI A3,TT SEAT AL TEA, CORDOB BIZA SKODA FABIA, OCTAVIA,ROOMSTER VOLKSWAGEN BEETLE,GOLF, VOLKSWAGEN BEETLE,GOLF, JETT A,PASSA T	VW09G,09M,AQ250 TF-60SN
09G325429B	VW&AUDI		09G,TF-60SN



TRANSMISSION FILTER

Ref No.	Make	Application	Transmission No.
010325421A 003325421 010-325-421A 010-321-3714 01L -325-429A 0501-005-998 0501006460 0501005388	VW&AUDI	AUDI,FIA T,PORSCHE,VOLKSWAGEN BEETLE,CABRIOLET,DASHER,EURO VAN,GOLF,JETT A,QUANTUM, RABBIT,RABBIT CONVERTIBLE,	VW003,VW010,VW087 VW089,VW090
02E325429	VW&AUDI	VW GTI 2.0 6SPD, RABBIT 2.SL 6SPD, AUDI A3/GOLF	DQ250,VW 02E
09K325429	VW&AUDI	VOLKSWAGEN TRANSPORTER	VW 09K,TF-61SN
24347551087 24347566358	VW&AUDI	VOLKSWAGEN TRANSPORTER	VW09G TF60SN
09M-325-429	VW&AUDI	VOLKSWAGEN PASSAT, PASSAT CC,TIGUAN	09M,TF62SN,AQ450
09D325429 09D325435 955-307-403-00 955-307-403-01	VW&AUDI	AUDI Q7 PORSCHE CAYENNE VOLKSWAGEN TOUAREG	VW/AUDI 09D(TR-60SN)
09A325429 31728-PW001	VW&AUDI	VOLKSWAGEN SHARAN	JF506E,VW09A
09A325429A 31728-PW001 31728-PW003	VW&AUDI	AUDI A3 VOLKSWAGEN BORA,GOLF	JFF506E,VW09A
OC8325435 95832543500	VW&AUDI	AUDI Q7 VOLKSWAGEN TOUAREG	OC8,TR-80SD
02E305051C 02E398051 02E-305-051-B 02E305051B	VW&AUDI	AUDI A3,TT SEAT AL TEA,LOEN SKODA OCTAVIA VOLKSWAGEN BEETLE,EOS,GOLF,JETT A,PASSA T	02E,DQ250,DSG
0B5325330A	VW&AUDI	AUDI A7,Q5	0B5,DL501,S-TRONIC
0B5325429E	VW&AUDI	AUDI A4A6,Q5,RS4,RS5, S4,S5,S6,S7	DL501,0B5





TRANSMISSION FILTER

Ref No.	Make	Application	Transmission No.
09E325429			
0501212974			
24945300		BMW 7501 L,850 CI JAGUAR XJ6 LAND	
0501223001	VW&AUDI	ROVER DISCOVERY, LAND ROVER, RANGE	ZF4HP24
24945600		ROVER	
0B6325429			
V10-3230			
09L325429			
09L-325-429	VW&AUDI	AUDI A4,A6,A8	6HP19A,09L
0501212401		VOLKSWAGEN PHAETON	
OA T325429			
1003250011	VW&AUDI	6HP19,0AT	AUDI Q7
0501214315			
0501223001			
24945600	VW&AUDI	AUDI A4,A5,Q5	6HP28AF 0B6
0B6325429			
09E325429			
09G325429E	VW&AUDI	VOLKSWAGEN GOLF, GOLF SPORT WAGEN	06G,AQ250
OBK-398-009-A			
OBK-398-0090	VW&AUDI	AUDI A4,A5,A6,A7 A8,Q5,Q7	OBK,8HP55
501217777			
OBK398009			
2-1030-110B			
0501217398B	VW&AUDI	PORSCHE PANAMERA 3.6L PANAMERA S/4S	DSG PDK/7DT75
97032102500		4.BL PANAMERA TURB /TURBO S 4.BT	
OBT325429A	VW&AUDI	AUDINW DIRECT SHIFT	OBT/DQ500 7 SPEED
		G 已 IIRBOX(DSG) INTERNAL	
09G-325-429D	VW&AUDI	VOLKSWAGEN BEETLE,	09G,AQ250
		JETT A,PASSA T	
02E-325-429D	VW&AUDI	AUDI A3,TT	DQ250,02E
		VOLKSWAGEN GOLF,SCIROCCO	
01L -325-429B	VW&AUDI	AUDI A6,A8,RS6,S6,S8	ZFSHP24A



TRANSMISSION FILTER

Ref No.	Make	Application	Transmission No.
OAW-301-519C 2-1024-500	VW&AUDI	VW/AUDI A4,AS,A6,A7,0AW(CVT)	AUDI LONGITUDINAL FWD CVT 8 SPEED OAW
943-307-011-01 943-307-011-02	VW&AUDI	PORSCHE 911	4HP22HL
2-1037-600 0501218004 OCM301519	VW&AUDI	VW AMAROK 8 SPEED	AL450
0B5325240B	VW&AUDI	VW CAP HOUSING	DL501-0B5
OBH325429B 2-1043-100	VW&AUDI	VW/AUDI TIGUAN,Q3,T5,TT	AUDI/VW DQSOO 7 SPEED
001-325-429 0555-360-863	VW&AUDI	SEAT AROSA VOLKSWAGEN LUPO,POLO	JF404E
ODE 325 429C DE 325 429 C	VW&AUDI	AUDI A3 VOLKSWAGEN GOLF V	/
0B5-325-330A 0B5-325-330A S1 WHT005499 WHT005499 S1	VW&AUDI	AUDI A4,A5,A6,A7,Q5,RS4,RS5,S4,S5 PORSCHE MACAN,MACAN S	DSG
OBH-325-183B OBH-325-183A	VW&AUDI	AUDI Q3 AUDI R8 GT,R8 SPYDER, RS3,TT VOLKSWAGEN ARTEON, CARA VELLE,MULTIVAN,TIGUAN, TRANSPORTER TS PORSCHE BOXSTER 2.9L/3.4L 911	OBH,DQSO
9G132102500	VW&AUDI	CARRERA/CARRERA S 3.6L/3.8L 911 CARRERNCARRERA S 3.4L/3.8 911 CARRERA GTS/GTS CABRIOLET3.8L 911	DSG POK 11 DT45
8685185 24203770 24221762	GM	Chevrolet Cavaheer, Cobalt,Hhr,Malibu Oldsmobile Alero Pontiac G5,G6 Saturn Vue Daewoo Lanos,Nubira	4T40E, 4T60E MN
8640077 6439945	GM	GM	THM350,THM350B,THM350C M375B,TH25,TH250C



TRANSMISSION FILTER

Ref No.	Make	Application	Transmission No.
8641443			
1246417			
8641910			
6438816			
8640848			THM250,THM250C
6258504	GM	GM	THM350, DC603,
6261412			THM350C,THM375B
6438853			
8634223		Buick Estate Wagon Chevrolet Camaro,Blazer,	
8657099	GM	Caprice,Corvette, El Camino,	THM200/M29
8657789		G10,G20,G30,Impala,K1500,	THM200C/MV9
8666665			
25010991			
8660100		Buick Century,Ckylark Chevrolet	
8631342	GM	Beretta,Cavaheer, Corsica Oldsmobile Cutlass	3T 40,TH125C
8631621		Ciera Pontiac Sunfire	
8631951			
8652910			
8685774		Buick Roadmaster Cadillac Fleetwood Chevrolet	
24200796	GM	Astro, Blazer,Corvette,G Series Van, S10,Tahoe	4L60E,4L65E
8681082		Gmc Sonoma,Yukon	
8685950			
8651651			
24205416			
24206433			
24205416		扣 ck Lacrosse,Lucerne, Rendezvous,Terraza	4T60-E,4T65-E
24227477	GM	Chevrolet Impala,Malibu, Uplander Pontiac G6,	TH440-T 4
8656345			
8646902			
8644494			
8651909			
8689918		Buick Century,Lesabre,Regal Cadillac Allante	
24228950	GM	Chevrolet Lum1na Oldsmobile	4T60,TH440-T 4
8662853		Cutlass Clera,	
8662943			





TRANSMISSION FILTER

Ref No.	Make	Application	Transmission No.
8646902			
8682471			
24236933	GM	6L45 6L50 6L80 6L90	6L45 6L50 6L80 6L90
24236517		6 speed automatic	6 speed automatic
24252158			
24235900	GM	Ford Ford Super Duty Cadillac Ats,Cts Chevrolet	6L80,6L90
24236932		Caprice,Ss Pontiac GS	
24251054			
24251707	GM	GMC Truck GM	6L50, 6L80E, 6L90E
24250364		Chevrolet Camara 3.6L -V6	6 speed automatic
24236931	GM	GM Saturn,Chevrolet, Pontiac Daewoo Lanos	6L80E
24236518			
24230708	GM	Buick Lacrosse,Regal	6T 40,6T 45,6T30,6T50
24246194		Chevrolet Capllva,Cruze,	
24267569		Cruze Hatchback,Cruze	
24251353		Station Wagon,Epica,Equinox	
		CHEVROLET (GM)	
24237508	GM	Aveo,Cruze,Cruze	6T30E,MH9
24237508		Hatchback,Cruze Station	
		Wagon,Optra,Orlando,Sornic	
		Chevrolet Colorado	
24225323	GM	Gmc Canyon	4L60E 4L65E
		Hummer H3,H3 T	
24240239	GM	OPEL Antara CHEVROLET (GM) Captiva,Epica	AW55-50SN,AF23-5
93743025		HOLDEN Captiva, Cruze 1.6,Cruze 1.8	AF33-5,AF33 CHEVY
4807044			EQUINOX 5 SPEED
J55574840	GM	GM,OPEL,GMC CHEVROLET BEAT 1ST GEN	/
24268875	GM	CHEVROLET (GM)	8L45,8L90,CT6/ATSL
24274402		Camaro,Corvette	
		GM BUICK ENCORE,ENVISION, LACROSSE	
24274649	GM	CHEVROLET EQUINOX, IMPALA,MALIBU,TRAX	6T 40,6T 45E GENERATION 3
24268086	GM	BUICK CHEVROLET GM	6T45
24226576	GM	VT20E,VT25E CVT	VT20E,VT25E CVT





TRANSMISSION FILTER

Ref No.	Make	Application	Transmission No.
25313825	GM	Buick Park Avenue, Regal Cadillac Commercial Chassis, Deville, Fleetwood, Seville Chevrolet Beretta,	4T60-E, 4T65-E TH440-T 4
12360668			
86551651			
24205416			
8651909			
8644494	GM	Opel Calibra, Vectra	AW50-40LE, AW50-40LS AW50-42LE
TF304			
90348726			
15040738001			
90348728			
B1A7025A	GM	Chevrolet Chevette, Llv, Track Flat 124, 131, Brava Geo Tracker Opel 1900, Deluxe, Kadett, Manta,	3L30, 丁 H180, TH180C
B1A7025B			
1424456			
14024456			
5258130			
747451	GM	JAGUAR XJR JEEP BENTLEY CORNICHE, T1 SERIES BUICK CENTURION, CENTURY, ELECTRA, EST A TE WAGON, GS 400, GS 455,	4T40E, 4T60E MN
96040620			
9921689			
26950-61A00			
25010641			
6437741	GM	BUICK LUCERNE CADILLAC DEVILLE, DTS, ELDORADO, SEVILLE OLDSMOBILE AURORA PONTIAC BONNEVILLE	4T80E
6259423			
12337210			
6438326			
6837428			
6438348	GM	CADILLAC ELDORADO OLDSMOBILE 442, 98, CUTLASS, TORONADO, VIST A CRUISER	TH425
6881429			
86337741			
8679416			
6435766			





TRANSMISSION FILTER

Ref No.	Make	Application	Transmission No.
5579822	GM	BUICK ELECTRA, GRAN SPORT, LESABRE, RIVIERA, SKYLARK, SPECIAL, WILDCAT CADILLAC CALAIS, COMMERCIAL CHASSIS,	TH400, TH375
1243385 1374649	GM	BUICK GS 350, SKYLARK, SPECIAL, SPORTWAGON OLDSMOBILE CUTLASS, DELMONT 88, DEL TA 88,	ST300, TH300
8632996 8632997 863680 8632630 8632095 25010990	GM	BUICK RIVIERA CADILLAC ELDORADO, SEVILLE OLDSMOBILE TORONADO	THM325
8635166 8635710	GM	BUICK RIVIERA CADILLAC ELDORADO, SEVILLE OLDSMOBILE TORONADO	THM325-4L/M57
8628299 8628935	GM	BUICK OPEL, CENTURY, LE SABRE, REGAL, SKYHAWK, SKYLARK CHEVROLET CAPRICE, CHEVETTE, EL CAMINO, IMPALA,	THM200/M29 THM200C/MV9
8640848 6261412	GM	BUICK CENTURION, CENTURY, ELECTRA, ESTATE WAGON, GS, LE SABRE, REGAL, SKYHAWK, SKYLARK, SPECIAL,	THM350 THM350C
8641443	GM	BUICK CENTURY, ELECTRA, ESTATE WAGON, LE SABRE, REGAL, RIVIERA, SKYHAWK, SKYLARK CHEVROLET CAMARO	TH350
8652896 8660100 8631342 8631621 8631951 8652910	GM	BUICK CENTURY, CENTURY L4, SKYLARK CHEVROLET BERETT A, CAVALIER, CORSICA, LUMINA, LUMINA APV OLDSMOBILE ACHIEV A,	3T 40 TH125 TH125C





TRANSMISSION FILTER

Ref No.	Make	Application	Transmission No.
29542824	GM	CHEVROLET SILVERADO HEAVY DUTY GMC SIERRA HEAVY DUTY	ALLISON 1000
29537268 29539579	GM	CHEVROLET SILVERADO HEAVY DUTY GMC SIERRA HEAVY DUTY	ALLISON 1000
3849968 6263001 6263005 6438815 374096 6438854	GM	CHEVROLET BEL AIR,BROOKWOOD, BISCA YNE,BLAZER,C10,C20,C30, CAMARO,CAPRICE,CHEVELLE, CHEVY 11,CORVETTE,EL CAMINO,	POWERGLIDE
4277455	GM	SAAB 900	BW37TB
21002496 21002346	GM	SATURN SW	TAAT
24208149	GM	CHEVROLET CORVETTE	4L60E,4L65E
/	GM	GM, CHEVROLET 8SPEED CADILLAC CTS 2WD	TLSOSN
24208835 24208148	GM	GM SHALLOW PAN ALL PLASTIC AND NEW DESIGN	4L60E,4L60
26445-60810 90444592	GM	OPEL ASTRA,COMBO,CORSA,VECTRA SUZUKI AERIO,ESTEEM	AW60-40LE(AF13)
JIM-10975 24210956 24204277 24208847 24210468 05714971	GM	ASTON MARTIN 0B7 BENTLEY ARNAGE,AZURE,BROOKLANDS, CONTINENT AL CADILLAC ESCALADE CHEVROLET ASTRO,	4L80E DEEP PAN TRANS
24208465 24208148 24208576 24208813	GM	CADILLAC ESCALADE CHEVROLET ASTRO,BLAZER,EXPRESS,S10, SIL VERADO,SUBURBAN,TAHOE, TRAILBLAZER 2003.0GMC SAVANA,	4L60E,4L65E,4L80,4L90
24208813 24208576 24208465 24208148 25325578	GM	BUICK RAINIER CADILLAC ESCALADE CHEVROLET ASTRO, AVALANCHE,BLAZER,COLORADO, EXPRESS,S10,SIL VERADO,SSR,	4L60E,4L65E



TRANSMISSION FILTER

Ref No.	Make	Application	Transmission No.
8-94428489-0 31728-KF102	GM	CHEVROLET SPECTRUM GEO STORM ISUZU I MARK	F3A
8630789 8632949	GM	BUICK CENTURY,ELECTRAESTATE WAGON,LE SABRE,OPEL,REGAL CADILLAC DE VILLE,FLEETWOOD CHEVROLET IMPAL,CAMARO,	THM200/M29,THM200C MV9,THM350,U/K
94385937	GM	CHEVROLET STORM GEO STORM ISUZU IMPULSE PONTIAC ASUNA SUNFIRE	4F20E,JF403E
8675545 8678757 8684221 057 4331	GM	CHEVROLET B Ⅱ ZER,C1500,C2500, C3500,EXPRESS,T AHOE GMC SAVANA,YUKON JAGUAR XJ12XJR,XJS	4L80E,4L85E
8657926 8667293 8647995 12333599 25011237 8647972 8667689	GM	BENTLEY TURBO R BUICK COMMERCIAL CHASSIS,REGAL, ROADMASTER CADILLAC BROUGHAM,	TH700-R4,4L60
501218843 0501-218-843	FIAT	JEEP CHEROKEE DODGE DART ACURA MDX/RLX HONDA CIVIC/CRV R-ROVER EVOQUE LAND ROVER DISCOVERY(LR4)	9HP48/AT
MD758691	FIAT	CHRYSLER SEBRING DODGE STRATUS KIA OPTIMA MITSUBISHI GALANT,MIRAGE	F4A41-1 F4A42-1
31726-1XF00 2824A006	FIAT	CHRYSLER DODGE CALIBER CVT NISSAN BLUEBIRD 2.0,F1CJA JATCO JF010E(REOF09A/B) JATCO JF011E(REOF10A/B)	CVT,F1CJA,JF010E, REOF09A, REOF09B, JF011E,REOF10A, REOF10B





TRANSMISSION FILTER

Ref No.	Make	Application	Transmission No.
46321-3F800 68192984M 46321P3B750	FIAT	JEEP COMPASS, RENEGADE KIA RIO 17 SSANGYONG NEW ACTION (KORANDO C)	6F24
46321-P3B750 68192984AA	FIAT	CHRYSLER DODGE DART JEEP PATRIOT	6F24
83504032 89835-04032 05083122AA MR195988	FIAT	TOYOTA CHRYSLER SEBRING JEEP CHEROKEE, COMANCHE, GRAND CHEROKEE	A340H, AW4
68224232M	FIAT	DODGE RAM 3500 DODGE RAM 4500 DODGE RAM 5500	AS69RC, AS66RC
68018555M 05078555M 1-6801- BSSSAA	FIAT	CHRYSLER 200, PACIFICA, SEBRING, TOWN AND COUNTRY DODGE AVENGER, GRAND CARA VAN, JOURNEY	62TE
4799662	FIAT	DODGE DAKOTA JEEP GRAND CHEROKEE, LIBERTY	45RFE, 545RFE
05191890AA 5191890AA 2824A004 2824A007 31728-1XHOA 317281XF02 226336	FIAT	JF011E REOF10A LOW MOUTH REOF10B	DODGE CALIBER COMPASS, PATRIOT MITSUBISHI LANCER OUTLANDER, ROGUE
52852913AB 68059549AA	FIAT	CHRYSLER 300 DODGE CHARGER, DAKOTA, DURANGO, MAGNUM, NITRO, RAM	42RLE
4800029AA	FIAT	DODGE DAKOTA JEEP GRAND CHEROKEE, LIBERTY	45RFE (2WD)
04626449 4567070 04796730 04796730AB	FIAT	CHRYSLER 300 M, CONCORDE, LHS, NEW YORKER, PROWLER DODGE INTREPID EAGLE VISION PLYMOUTH PROWLER	A606, 42LE
04864505AB 4431722	FIAT	CHRYSLER 200, CIRRUS, CONCORDE, GRAND VOYAGER,	A604, 40TE, 41TE





TRANSMISSION FILTER

Ref No.	Make	Application	Transmission No.
4504048		IMPERIAL,LEBARON,LHS,NEW	
4504948		YORKER,PACIFICA,PT CRUISER,	
4659811			
M04504048			
4269649	FIAT	CHRYSLER LASER,LE	
4266649		BARON,NEW YORKER,TOWN & COUNTRY,VOYAGER DODGE 400, 600,ARIES,CARA VAN,DAYTONA,	31TH,A413,A470, A404,A670
MD707786	FIAT	DODGE COLT PLYMOUTH CHAMP	KM170-0
5212145	FIAT	CHRYSLER LE BARON, TOWN & COUNTRY	A413(31TH),A470(31TH)
4207219		DODGE 400,ARIES, OMNI,RAMPAGE	A404(30TH),A670
8122610	FIAT	CHRYSLER IMPERIAL,NEWPORT DODGE A 100,A 108 VAN,B100 VAN, B200 VAN,B300	TF6 (A904),TF8 (A727)
3621456		VAN,CHALLENGER, CHARGER,CORONET,D100 SERIES,	
52852913M	FIAT	JEEP LIBERTY,WRANGLER	42RLE
5013470AB	FIAT	JEEP GRAND CHEROKEE,LIBERTY	45RFE (4WD)
52118789	FIAT	JEEP CHEROKEE, RAM 2500, RAM 3500, RAM 1500	42/44 46/47 RE
68019688AA	FIAT	CHRYSLER AS68RC(A465) DODGE PICKUP RAM/ CHASSIS CAB 6 SPEED 6.7L (DIESEL) CHEVROLET TRUCKS & VANS 2 TON TRUCKS (DIESEL)	AS68RC A465
501217695	FIAT	CHRYSLER 300 DODGE CHARGER, DAKOTA, DURANGO, MAGNUM,NITRO, RAM	42RLE
4800029AA	FIAT	DODGE DAKOTA JEEP GRAND CHEROKEE.LIBERTY	45RFE (2WD)
7M5R7G186A C	FORD/LINCOLN	FORD C MAX, FOCUS, KUGA, MONDEO ,VOLVO C30,V40	MPS6,6DCT 450
FNC121500 FNC121500A 6ESZ-7B155-A	FORD/LINCOLN	FORD FUSION MAZDA 3,CX 7	FN4AEL/J39A HIGH



TRANSMISSION FILTER

Ref No.	Make	Application	Transmission No.
6ESZ7B155A 6MSZ-7B155-A			
FD8P7G186A C	FORD/LINCO LN	FORD ESCORT	6F15
1-406-310 4M5P-7B155- AB	FORD/LINCO LN	FORD FOCUS,C-MAX,MINI DEEP PAN	CFT23
4M6P-7B166- AB			
5F9Z-7A098-B	FORD/LINCO LN	FORD FREESTYLE,MONTEGO	CFT30
DG9Z-7A098- A	FORD/LINCO LN	FORD HF-35 2.5L ENGINE	HF35
7M5R-6C631- AD	FORD/LINCO LN	FORD GETRAG DCT 450/ 470 FWD 6-SPEED	DCT 450,DTC 470
1-589-089 31-259-415			
3W4Z- 7A098AA	FORD/LINCO LN	FORD MUSTANG,THUNDERBIRD LINCOLN LS	5R55N,5R55S LOW
1L2Z-7A098- AC			
1L2Z-7A098- AD	FORD/LINCO LN	FORD EXPLORER LINCOLN AVIATOR MERCURY MOUNTAINEER	5R55W HIGH
1L2Z-7A098- AB			
578738007	FORD/LINCO LN	FORD SSANGYONG FOR 6 GEAR	BTR M78,575R6
XW4Z- 7A098BB			
XW4Z- 7A098AA	FORD/LINCO LN	FORD THUNDERBIRD JAGUAR S TYPE LINCOLN LS	5R55N,5R55S
XW4Z-7A098- BA			



TRANSMISSION FILTER

Ref No.	Make	Application	Transmission No.
6184137 87CT-7B- 155AB	FORD/LINCO LN	FORD ESCORT,FIESTA	CTX
6154677	FORD/LINCO LN	FORD FIESTA	CTX
F6DZ-7A098A	FORD/LINCO LN	FORD FREESTAR, TAURUS,WINDSTAR MERCURY SABLE	AXOD,AXOD-E,AX4S/N
F3DZ-7A098A F5DZ- 7A098AB	FORD/LINCO LN	FORD FREESTAR, TAURUS, WINDSTAR LINCOLN CONTINENTAL MERCURY SABLE	AXOD,AXOD-E,AX4S
F4DZ-7A098-B F5DZ-7A098-B	FORD/LINCO LN	FORD TAURUS,WINDSTAR LINCOLN CONTINENTAL MERCURY SABLE	AXOD,AXOD-E,AX4S/N
F4DZ-7A098-A F3DZ-7A098-A	FORD/LINCO LN	FORD TAURUS,TEMPO, THUNDERBIRD MERCURY SABLE,TOPAZ	AXODE
F6AZ-7A098A F4TZ-7A098A	FORD/LINCO LN	FORD CROWN VICTORIA,EXPEDITION, EXPLORER,F 150,F 250,MUSTANG, THUNDERBIRD LINCOLN MARK VIII, TOWN CAR MERCURY COUGAR,	AOD-E,4R70W,4R75W
F2VY-7A098A	FORD/LINCO LN	FORD E 150	AOD-E,4R70W,4R75W
ED7B000KTF 0585-738003	FORD/LINCO LN	FORD FAIRLANE,FALCON AU, FALCON BA,FALCON BF,FALCON EB,FALCON ED,FALCON EF,FALCON EL,FALCON FG,FALCON XG,	BTR85LE,BTR91LE BTR95LE, BTR-M85, BTR-M7 4LE
E9TZ-7A098C GT-7A098AA	FORD/LINCO LN	FORD AEROSTAR,BRONCO 11, EXPLORER,RANGER	A4LD 2WD LATE
E6TZ-7A098B 84GT - 7A098AD	FORD/LINCO LN	FORD BRONCO 11,MUSTANG, RANGER, THUNDERBIRD	A4LD 2WD EARLY
E5TZ-7A098C E4TP- 7F003AA	FORD/LINCO LN	FORD BRONCO,F 150,F 250,F 350	AOD,FIOD 4WD



TRANSMISSION FILTER

Ref No.	Make	Application	Transmission No.
EOAZ-7A098A E5TZ-7A098A			
C6AZ7A098C C5AZ-7A098-C	FORD/LINCO LN	FORD COUNTRY SEDAN,COUNTRY SQUIRE,CUSTOM,CUSTOM 500,E 100 ECONOLINE,E 200 ECONOLINE, E 300 ECONOLINE,ECONOLINE,	C4,C5
D8AZ-7A098-B D8AZ-7A098-A	FORD/LINCO LN	FORD L TD,RANCHERO, THUNDERBIRD MERCURY COUGAR,GRAND MARQUIS,MARQUIS	C6
E3TZ-7A098A	FORD/LINCO LN	FORD BRONCO 11,RANGER	C5
E2AP-7F003-A E2DZ-7A098A	FORD/LINCO LN	FORD F 100,F 150,FAIRMONT, GRANADA,MUSTANG,RANGER, THUNDERBIRD MERCURY CAPRI,COUGAR,MARQUIS,ZEPHYR	C5
E1EP-7B155-AA E1FZ-7A098-A E9FZ-7A098-A	FORD/LINCO LN	FORD ESCORT,EXP,TAURUS, TEMPO,LN7,L YNX,SABLE,TOPAZ	ATX
B9AP7A098A	FORD/LINCO LN	FORD CLUB,COUNTRY SEDAN, COUNTRY SQUIRE,CUSTOM, FAIRLANE,GALAXIE,RANCH WAGON,SUNLINER,	FX,FM
D3TZ-7A098-C D3BZ7A098A D3BP7F003AA	FORD/LINCO LN	FORD BRONCO	C4
D3TZ7A098A	FORD/LINCO LN	FORD BRONCO,F 100,F 100 PICKUP, F 150,F 250,F 250 PICKUP,F 350, F350 PICKUP	P JD-J5,L5,C6,OD
C6AZ-7A098-B C6AZ-7A098-A	FORD/LINCO LN	FORD MUSTANG,COUNTRY SEDAN, COUNTRY SQUIRE,CUSTOM,F 100 PICKUP,F 250 PICKUP,F 350 PICKUP, FAIRLANE,GALAXIE,GALAXIE 500,	C6
D5AZ-7A098-BA	FORD/LINCO LN	FORD CUSTOM 500,E 100 ECONOLINE,E 150 ECONOLINE,	P JD-J5, L5, C6





TRANSMISSION FILTER

Ref No.	Make	Application	Transmission No.
D5AZ-7A098-AA D5AZ7A098B		E 150 ECONOLINE CLUB WAGON, E 250 ECONOLINE,	
D4FZ-7A098-A	FORD/LINCOLN	FORD COUNTRY SEDAN,CUSTOM 500, FAIRMONT,FIEST A,GRAN TORINO, GRANADA,L TD,L TD 11,MAVERICK, MUST ANG,MUST ANG 11,PINTO,	C4
E0AZ7A098A E1AZ7A098A	FORD/LINCOLN	FORD COUNTRY SQUIRE, CROWN VICTORIA,E 100 E CONOLINE,E 150 ECONOLINE,E 150 ECONOLINE CLUB WAGON,	AOD,FIOD 2WD
DODZ-7A098B	FORD/LINCOLN	FORD BRONCO,COUNTRY SEDAN,COUNTRY SQUIRE, CUSTOM,CUSTOM 500,E 100 ECONOLINE,	C4
D4ZZ-7A098-B D4ZZ-7A098A	FORD/LINCOLN	FORD GRANADA,FAIRMONT,L TD, MUSTANG, J HUNDERBIRD MERCURY BOBCAT,CAPRI, COUGAR,MARQUIS,	C3
C8AZ-7A098C D0AZ-7A098-A	FORD/LINCOLN	FORD COUNTRY SEDAN,CUSTOM, CUSTOM 500,FAIRLANE, GRAN TORINO,L TD,L TD 11, MUST ANG,P 350,	FMX
BB5P-7G186-EA BB5Z-7A098-D FT-199	FORD/LINCOLN	FORD EDGE,ESCAPE,EXPLORER, FUSION,TAURUS LINCOLN CONTINENTAL,MKC,MKT, MKX,MKZ	6F35
BL3P-7G186-AC BL3P-7G186-AA BL3Z-7A098-A 4666146	FORD/LINCOLN	FORD EXPEDITION,F 150,MUST ANG LINCOLN NAVIGATOR	6R60,6R75,6R80
95GT-7A098BB F5TZ-7A098B ZZL121500	FORD/LINCOLN	FORD AEROSTAR,EXPLORER, MUSTANG,RANGER MAZDA B2500,B3000,B4000 MERCURY MOUNTAINEER	A4LD-E 4WD



TRANSMISSION FILTER

Ref No.	Make	Application	Transmission No.
FW6021500 F3RP- 7G186AA F3RZ-7A098A FW50-21-500 FW51-21-500 YLBP7G186AA F3RE-7A098-A	FORD/LINCOLN	FORD CONTOUR,ESCAPE, PROBE,626,MX 6,TRIBUTE MERCURY COUGAR, MARINER,MYSTIQUE	CD4E
FP01-21-500 31728-PR001 2S717B155AA E6TZ-7A098A 85GT - 7A098AC E5TZ-7A098A	FORD/LINCOLN	FORD GALAXY,MONDEO JAGUAR JAGUAR LAND ROVER FREELANDER MAZDA MPV FORD AEROSTAR, BRONCO 11,RANGER MAZDA B3000,B4000,NAVAJO	RE5F01A,JF506E,5F31J,JA5A-EL A4LD,A4LD-E
24117543550 0501-213-359 6L2Z-7A098-AA	FORD/LINCOLN	BMW 7 SERIES,X5,X6 FORD EXPEDITION,EXPLORER,F150, FALCON,MUSTANG,TERRITORY JAGUAR S TYPE,	6HP26,6HP32,6R60,6R80
8-94405362-0 13400-21-3 MD609189 35303-14010	TOYOTA	mitsubishi pajero toyota CHASER,CREST A,CROWN,HIACE, HIACE REGIUS,HIACE REGIUS TOURING,HIACE VAN,LITEACE,	A42DL,A43DL,A44DL,A45DL
35303-35020 35330-20010 35330-32010 94840966 94844820	TOYOTA	TOYOTA TACOMA CHEVROLET NOVA TOYOTA CAMRY,COROLLA,MR2,TERCEL	A43D A140,A131L(MX1), A132L,A140E,A141L
35330-12010 35330-12011 94844024 35330-12002	TOYOTA	TOYOTA CARINA,CARINA 11, CELICA,COROLLA	A240,A240E,A2.41E,A241H A242E MS7 应 42L,A243E A243L,A2.44 4X2
35330-02010 35330-12011	TOYOTA	CHEVROLET NOVA TOYOTA CELICA,MR2,PASEO	A240E,A241E,A241H,MX17(A2 10)



TRANSMISSION FILTER

Ref No.	Make	Application	Transmission No.
35330-12020 94844936			
35330-32030 35330-32031 35303-12020	TOYOTA	LEXUS ES250,ES300 TOYOTA CAMRY,RAV4,SIENNA	A140E,A140L,A540H,SV21 SXV10,A540,A540E,A540F A541,A541E
35330-33030 35330-33010	TOYOTA	LEXUS ES300 TOYOTA AVALON, CAMRY,CAMRY GRACIA,MARK II WAGON QUALIS,VIST A,WINDOM	A540E,A540H,A541, A540,A540F,A541E
35330-20011 35330-20012 35330-32020 35330-32022 94850449	TOYOTA	TOYOTA CALDINA,CAMRY,CARINA ED,CELICA,COROLLA,COROLLA II, SOLUNA,ST ARLET	A140,A140E
35330-32012 35330-32022 35330-20012 35330-32020	TOYOTA	CHEVROLET PRIZM TOYOTA CAMRY,CELICA,COROLLA,TERCEL	A130,A130L,A131L,A132L, A140E,A140L,A141E
35330-12030 94853372	TOYOTA	TOYOTA CELICA,COROLLA,RAV4	A245E,A245LA246E,A247E
35330-12040	TOYOTA	TOYOTA COROLLA,MATRIX	A245EA245L,A246
35330-60010 35330-60040 35330-90040	TOYOTA	TOYOTA LAND CRUISER	A440F,A442F
35330-60040	TOYOTA	TOYOTA LAND CRUISER	A440F,A442F,450- 43LE,AW450-43
35330-50010 35330-30020 3549200	TOYOTA	LEXUS GS300,LS400,SC300, SC400 TOYOTA SUPRA VOLVO 940,960,S90,V90	A340E,A341E
35330-30040	TOYOTA	TOYOTA LEXUS GS300	A350E
35330-30020	TOYOTA	LEXUS GS300 TOYOTA 4 RUNNER, TACOMA,TUNDRA	A341F,A341E
35330-08010 35330-08010S 35330-0W080	TOYOTA	LEXUS ES240,ES300,ES330, RX300,RX330 3.3L,RX330/RX350 3.5L,RX350 3.5L GGL25 TOYOTA ALPHARD,AVALON,AVENSIS,	U150E,U151,U151E,U250, U250E,U250E/F





TRANSMISSION FILTER

Ref No.	Make	Application	Transmission No.
35330-0W020 35330-0W021 35330-20020	TOYOTA	PONTIAC VIBE TOYOTA CELICA, ECHO,ALLIONAURIS,AVENSIS, BB,CALDINA,CELICA,COROLLA, COROLLA AL TIS,COROLLA AXIO,	U340E,U341 E,U341 F,U140
35330-0W010 35330-06010 35330-28010	TOYOTA	SCION TCXB LEXUS RX300 TOYOTA CAMRY,HIGHLANDER, MATRIX,RA V4,ALPHARD,A VENSIS, CELICA,COROLLA AL TIS,	U140E,U140F,U240E,U241E(F WD)
35330-22032	TOYOTA	LEXUS IS200	A47DE,A650E
35330-53010	TOYOTA	LEXUS IS200	A47DE,A410
35330-30070 35330-30050	TOYOTA	LEXUS GS 430,IS 300,LS 430, SC 430 TOYOTA ALTEZZA	A650E
35330-30011 35330-30010 35330-33001	TOYOTA	LEXUS LS400 TOYOTA 4 RUNNER, CRESSIDA,PREVIA,SUPRA,T100, T ACOMA,TUNDRA	A340E
35330-28010	TOYOTA	SCION TC,XB TOYOTA CAMRY, HIGHLANDER,MA TRIX,RA V4	U140E
35330-60020	TOYOTA	TOYOTA LAND CRUISER, T100,T ACOMA	A340F,A343F
35330-22010	TOYOTA	TOYOTA T100,T ACOMA	A340F
35330-35020	TOYOTA	TOYOTA 4 RUNNER	A340F 4WD
35330-60030	TOYOTA	TOYOTA 4 RUNNER,SEQUOIA, TACOMA,TUNDRA	A340F,A343F(4WD)
35330-30060	TOYOTA	TOYOTA HIACE	A343F,A341E
35330-52010 26445-79C10 93741509	TOYOTA	PONTIAC G3 CHEVROLET AVEO (T200)AVEO (T250) SF69, AVEO (T250/T255) SA48, LACETTI,	AW50-40LE,AW80-40LS, AW81-40,U440E,U441E
35330-50020	TOYOTA	LEXUS GS460,LS430,SC430 TOYOTA CENTURY,CROWN	A760E,A760H,A761E,A761H
35330-60060 35330-0C010 35330-34010	TOYOTA	LEXUS GS460,GX460,LX570 TOYOTA LAND CRUISER 200, SEQUOIA,TUND	AB60E,AB60F,A760
35330-30090	TOYOTA	LEXUS GS300,IS250,IS350	A760EA760H,A761EA761H





TRANSMISSION FILTER

Ref No.	Make	Application	Transmission No.
35330-33050 35330-48020	TOYOTA	LEXUS ES350,RX350 TOYOTA AVALON,CAMRY,PREVIA, SIENNA, T ARAGO,VENZA	U660E PLASTIC/ALUMINIUM;
35330-73010 35330-0R010	TOYOTA	SCION TC TOYOTA CAMRY, HIGHLANDER,RA V4,SIENNA,VENZA	U760E
35330-60050 2804A020 26570-54J10	TOYOTA	LEXUS GX 470,LX 470 TOYOTA 4 RUNNER,F J CRUISER,HILUX, T ACOMA,TUNDRA	A750F,A750E
35330-22040	TOYOTA	TOYOTA MARK X,REIZ	A750F,A750E
35330-21020	TOYOTA	LEXUS ES300,RX300 TOYOTA CAMRY	U140E
35330-21011	TOYOTA	LEXUS RX300 (AWD) TOYOTA RAV4 (4X4)	U140F
35330-50030	TOYOTA	TOYOTA COROLLA ZZE141 LEXUS LS460/470,LS470L, GS460/470,IS-F	AA80E,TL80SN HIGH/LOW
35330-0W050 3103V-11312 FTC 3101- 11312 FTC 3103V- 11312 FTC 3103- 11312	TOYOTA	TOYOTA ALLION,AURIS,AVENSIS, PREMIO,COROLLA AL TIS, COROLLA AXIO,COROLLA FIELDER,PORTE/SPADE,	K310,K311,K312 LOW
3103V-11312 35330-0W050 FTC 3101- 11312 FTC 3103V- 11312 FTC 3103- 11312	TOYOTA	TOYOTA COROLLA,WISH	K311,K310 HIGH
(FTK)31031- 1312	TOYOTA	TOYOTA	K310(VAL VE BODY VERSION 7),K311
35330-0W040	TOYOTA	LEXUS NX200 TOYOTA ALLIONALPHARD,BLADE,COROLLA AL	K111(291KI,K112





TRANSMISSION FILTER

Ref No.	Make	Application	Transmission No.
		TIS,ESTIMA EMINA,1S1S,MARK X ZIO,NOAHNOXY,RA V 4, TOYOTA NEW COROLLA 2.0, SIENT	
35330-0W030	TOYOTA	AALLION,ESTIMA EMINA, NOAHNOXY,OPA,VOXY	K110
353300W090 (35330- 0W040)	TOYOTA	TOYOTA NEW COROLLA,2.0, SIENT A,ALPHARDAL TIS 2.0, WISH 2.0,RAV4 2.0/2.4	7-SPEED SUPER CVT - IK112,K113
3040052010 3040052020 3040052030 3040052031 3040052070 3040052071 3040052110 3516812090	TOYOTA	SUZUKI SWIFT TOYOTA AURIS, IQ,IST,RACTIS,RA V 4,SIENTA, VANGUARD,VITZ	K210K410
30400-52200 30400-52201 35330-K4100 FTC 4104V- 11210	TOYOTA	SUZUKI SWIFT TOYOTA BELTA, COROLLA AXIO,ESTIMA EMINA,IQ, OPA,RACTIS,VIOS,VITZ,WISH,YARIS	K210,K410
35303-97501 35303-52010	TOYOTA	DAIHATSU A TRAI,BEGO,TERIOS TOYOTA AVANZA,CAMI,LITEACE, LITEACE TRUCK,RUSH,SOLUNA VIOS,SPARKY	U540E,A4LB1,A4Q,A4R
35303-52020 25188304	TOYOTA	Y ARIS L 1.3/1.5L FORD FIESTA 1.6L CHEVROLET (GM)SPARK TOYOTA ETIOS,ETIOS LIVA,VIOS	AW80,40LS,81-40LS,U440E
35330-12050 35330-47230	TOYOTA	TOYOTA AL TIS,COROLLA,WISH	CVT K313 PLASTIC/ALUMINIUM
35303-87401 35303-87402 35303-97502	TOYOTA	DAIHA TSU HIJET,HIJET CARGO TOYOTA PIXIS VAN,CAMI	/
35303-B2011 35303-B2012	TOYOTA	DAIHATSU MIRA,MIRA E:S, MOVE CONTE CUSTOM,MOVE	D-18C(CVT)





TRANSMISSION FILTER

Ref No.	Make	Application	Transmission No.
		CUSTOM, TANTO 2013- TOYOTA PASSO, PIXIS SPACE	
35330-30080	TOYOTA	LEXUS GS300, GS350, IS250 2005-13 TOYOTA CROWN, CROWN MAJEST A, FORTUNER, MARK X	/
35303-97401 35303-BZ010 35303-B1020	TOYOTA	TOYOTA AGYA, WIGO, PERODUA ALZA (MALAYSIA)	/
35330-58020	TOYOTA	TOYOTA ALPHARD, NEW HARRIER	K114, K115 CVT
35330-26010	TOYOTA	TOYOTA	AC60F, TRH221 2TR
35330-71010	TOYOTA	TOYOTA 4WD (TUBE H □ GHT: 2.75CM)	AC60F
35303-30030 35303-30031	TOYOTA	/	A40
832303	TOYOTA	LEXUS GS350, GS450H, LS600HL	HR-10F
35303-97201	TOYOTA	DAIHA TSU SIRION, BOON, BOON LUMINAS TOYOTA BB, DUET, PASSO	U540E, A4LB1, A4Q, A4R
35303-87702	TOYOTA	DAIHATSU CHARADE	A210
35330-30050	TOYOTA	LEXUS GS 300, GS 400, LS 400, SC 400 TOYOTA MAJEST A	A650E
35303-60010	TOYOTA	TOYOTA LAND CRUISER	A440F, A442F
35330-33010	TOYOTA	LEXUS ES300 TOYOTA AVALON, CAMRY, SIENNA, SOLARA	A540, A540E, A540F, A541, A541 E
35330-32022	TOYOTA	TOYOTA CAMRY, CELICA, SOLARA, TERCEL	A140E, A140L, A141E, A142E, A142L
35306-30011	TOYOTA	TOYOTA CARINA, CELICA, CORLLA, CORONA, CROWN, PICKUP	A30
35303-30013	TOYOTA	TOYOTA CARINA	A30
35303-16020	TOYOTA	TOYOTA TERCEL, TERCEL	A55
35330-02020	TOYOTA	TOYOTA COROLLA	K313





TRANSMISSION FILTER

Ref No.	Make	Application	Transmission No.
35330-30100 PC231601	TOYOTA	LEXUS GS350,GS450H,LS600HL	/
35303-87200 26570-55A01 35303-87206 35303-87206-000	TOYOTA	SUZUKI,DAEWOO TICO, PROTON WIRA DAIHA TSU SIRION,STORIA,MIRA GINO,MOVE CONTE CUSTOM,	JL-Z130,JL -Z142
35303-30060 0K015-19-815 0K015-21-112 26582-57B00 91172478 12398293	TOYOTA	TOYOTA CHASER,CREST A,DYNA, ESTIMA EMINA,HIACE REGIUS, HIACE REGIUS TOURING,MARK 11,	A43DE,A46DE,A46DF,AW03-70
35303-22020 3530322021 3530322022 12333944	TOYOTA	TOYOTA CELICA,CARINA,COROLLA, COROLLA COMBI,COROLLA COUPE, COROLLA HA TCHBACK,COROLLA STATION WAGON,CORONA	A40,A41,AW55,BW55
8-94479921-0 MR166573 35303-35010	TOYOTA	mitsubishi MONTERO,MONTERO SPORT,PAJERO TOYOTA 4 RUNNER,HI-LUX SURF (PICKUP), LAND CRUISER PRADO,T100	A340F,A340H
25420-P24-J01	HONDA	ACURA INTEGRA HONDA CIVIC,CIVIC DEL SOL	A24A,A4RA,B46A,B4RA, BDRA,M24A,M4RA,S24A,S4R A 4SPD
25420-PX4-701	HONDA	HONDA ACCORD, ODYSSEY,PRELUDE	APX4,MP1AA6VA
25420-PX4-023	HONDA	HONDA ACCORD	H4A,PX4B
25420-P7X-003	HONDA	ACURA CL,TL HONDA ACCORD,ODYSSEY	B7XA,B7T A,BN A, B7Y A,M7ZA,MPZA
25420-PGH-003	HONDA	HONDA PILOT	B7WA,BGHA,BYBA,M7WA
25420-PAX-003	HONDA	HONDA ODYSSEY,PRELUDE	M6HA,B6VA,BAXA, MAXA,MDWA,MGRA





TRANSMISSION FILTER

Ref No.	Make	Application	Transmission No.
25420-P6H-000			
25420-RCT-004	HONDA	HONDA ACCORD,CR V,ELEMENT ACURA RSX, TSX	CM5 KA 5AT KL 5AT
25420-PRP-003			
25420-RXH-003	HONDA	HONDA ACCORD,CR V, CROSSTOUR,ELEMENT	5AT
25420-RPC-003	HONDA	HONDA CIVIC,FIT	5AT
25420-PWR-003	HONDA	HONDA CITY,CITY ZX,JAZ.Z	SZCA,SWRA
25420-P4R-013	HONDA	HONDA CIVIC DEL SOL,CR-V	BMXA,M24A,M4RA,MRVA, S4RA,SLXA,KA 4A T,KL 4A T S24A/ A24A/A2Y A/A4RA/B46A/ B4RA/MP7 A/SP7 A/S4XA/SKW A/ M4RA/MDLA/M4T A/MOMA/ KA 4A T, KL 4A T FWD, 4SPD
25420-P56-003	HONDA	ACURA INTEGRA HONDA CIVIC,CIVIC DEL SOL,CRV	M4T A/MCV A/MDL.A/MOMA/ MRV A/S4RA/SLXA
25420-P56-013			
25420-P4R-003	HONDA	HONDA CIVIC,CRV	M4T A/MCV A/MDL.A/MOMA/ MRV A/S4RA/SLXA
25420-P6R-003			
25420-RBL-003	HONDA	HONDA CR-Z INSIGHT	CVT
25430-PLR-003	HONDA	HONDA ACCORD,CIVIC	DCLA BCLA 5AT
25420-R36-003	HONDA	HONDA PILOT(PN3A),ODYSSEY 3.SLACURA TL(BK4A)	PNPA(RN3)
25420-RN3-003	HONDA	HONDA PILOT(PN3A) ACURA TL(BK4A)	PN3A,BK4A 5 SPD
25420-RJB-L01	HONDA	ACURA MDX(BYFA),RL(MJBA)	BYFA,MJBA HONDA ACURA 5 SPD
25420-RWE-014			



TRANSMISSION FILTER

Ref No.	Make	Application	Transmission No.
25420-RT4-004	HONDA	ACURA RL,MDX,ZDX	MJBA,MT 4A,M7PA(6-SPEED)
25420-RV2-003	HONDA	HONDA ACCORD 3.SL,CROSSTOUR, ODYSSEY,PILOT,RIDGELINE ACURA MDX,RDX,RL,RLX,TL,ZDX	MV2A PV1A
25420-5T0-003	HONDA	HONDA CIVIC,FIT,HR-V	KA CVT/KL CVT
15412-MGE-D01	HONDA	HONDA ELEMENT	VFR1200F OCT
25420-PHT -003	HONDA	HONDA CIVIC	HONDA SZCA MHT A
25450-PWR-003	HONDA	ACURA TLX 2.4L HONDA FIT, FIT SHUTTLE,JAZZ,N BOX, N ONE,N WGN,STEPWGN, VEZEL,ELEMENT	SMMA/SMV A/SWRA
25450-RAY-003	HONDA	ACURA TL HONDA ACCORD,ODYSSEY,PILOT	BDGA,BGRA
25420-RDP-003	HONDA	HONDA PILOT EX	5 SPEED AUTOMATIC
25420-PL4-000	HONDA	ACURA INTEGRA HONDA CIVIC,CRX	CA,L4,M48A,ML4A
25420-PC9-000	HONDA	ACURA INTEGRA	4 SPEED AK,AS
25420-PA9-000	HONDA	HONDA ACCORD,CIVIC, PRELUDE,WAGOVAN	3 SPEED HONDA MA TIC
25420-PLY-003	HONDA	HONDA CIVIC	M4VA,MLYA,SLYA
25420-P4V-003	HONDA	HONDA CIVIC	M4VA,ML YA,SLYA
25420-P7W-003	HONDA	HONDA ODYSSEY	B7WA/BGHA/BYBA/M7WA
25420-PYS-J10	HONDA	HONDA PRELUDE	/
25420-PK4-000	HONDA	HONDA PRELUDE	K4,MY8A,PY8A
25420-RCK-004	HONDA	HONDA ACCORD HONDA LEGEND	/





TRANSMISSION FILTER

Ref No.	Make	Application	Transmission No.
25420-RJB-004	HONDA	/	/
25420-RDK-003	HONDA	HONDA	MDKA
25420-RDK-013			
25450-P4V-003	HONDA	HONDA HONDA CIVIC HX	M4VA/MLYA/SLYA
25420-PW4-010	HONDA	ACURA TL,VIGOR	MPWA,MIWA
25420-PR9-010	HONDA	ACURA NSX	/
25420-PL5-000	HONDA	ACURA LEGEN	4 SPEED G4,L5,PL5X
25420-PR0-030	HONDA	ACURA INTEGRA	MP7A,MPRA
25420-PY 4-000	HONDA	ACURA LEGEND,RL,TL	MPY A,M5DA,M5HA
BV01-19-815 31728-X9000	MAZDA	MAZDA 929,B2200,B2600,RX 7	E4N71B,E4N71B
803596 FUS0-21-SOOA	MAZDA	FORD PROBE MAZDA 323,626 MAZDA MX 6 MERCURY CAPRI	4EAT-G,G4A-EL
FZ01-21-500	MAZDA	MAZDA 3,6,CX 5	FW6A-E
XS4Z-7A098AB FN01-21-500 FN01-21-SOOA	MAZDA	FORD FOCUS MAZDA 3,5,6 2003-2008	FN4AEL/J39A LOW
FNC121500 FNC121500A 6E5Z-7B155-A 6E5Z7B155A 6M5Z-7B155-A	MAZDA	FORD FUSION MAZDA 3,CX 7	FN4AEL/J39A HIGH





TRANSMISSION FILTER

Ref No.	Make	Application	Transmission No.
FTS0-19-815	MAZDA	FORD ASPIRE,FESTIVA GEO SPECTRUM ISUZU STYLUS MAZDA 323,626,MX 6	F3A
FU9A-21-500 FU98-21-500 F3ZZ-7 A098	MAZDA	FORD PROBE MAZDA 626,MPV,MX	4EAT-G,G4A-E
BVS0-19-815	MAZDA	MAZDA B2200,B2600	RE4R01A,RL4R01A, RE5R01A,R4A-EL,JR402
31728-41X01 BV1119815 31728-41X03	MAZDA	MAZDA 929,MPV NISSAN HARDBODY D21,PATHFINDER	RE4R01A,RL4R01A, RE5R01A,R4A-EL,JR40
FU7021500	MAZDA	MAZDA 323,MX 3,PROTEGE	F4A-EL.4EAT-F
FW01-21-50	MAZDA	MAZDA 121	F4A-EL.4EAT
FRCZ-7A098A FU61-21-500B F1CZ-7A098A OK01519815 FIZ-7A098A	MAZDA	FORD ESCORT KIA RIO, SEPHIA,SPECTRA MAZDA 323,MX 3,PROTEGE MERCURY TRACER	F4A-EL,4EAT-F
AGFS-F4132 AGFS-7A098A F4BZ-7A098A	MAZDA	MAZDA 323,626	F3A
FU50-21-500A FU3A-21-500 FU31-21-500	MAZDA	MAZDA 323	4EAT-G,G4A-EL,G4A- HL,GF4A-E
E92Z-7A098A 71710A FU31- 21-500E	MAZDA	MAZDA 626,MX 6	4EAT-G,G4A-EL,G4A- HL,GF4A-EL
FU01-21-500C FU01-21-500E 71710	MAZDA	MAZDA 626	4EAT-G,G4A-EL,G4A- HL,GF4A-EL
BU01-19-815	MAZDA	MAZDA B2600,MIA T A,MPV	L4N71B,4N71B,N4A- EL,JR401E
FT21-19-815D E7GZ-7 A098A	MAZDA	MAZDA 323,626,GLC	JATCO F10,F3A



TRANSMISSION FILTER

Ref No.	Make	Application	Transmission No.
BT40-19-815A 31728-X0900	MAZDA	MAZDA B2000,B2200,B2600 NISSAN D21,PA THFINDER	/
FX01-19-815	MAZDA	MAZDA MILLENIA	LJ4A-EL
FTS0-19-815	MAZDA	FORD ASPIRE,FESTIVA GEO SPECTRUM ISUZU STYLUS MAZDA 323,626,MX 6	F3A
D70Z7A098A D7DZ7A098A D7DZ7A098B D70Z7A098A	MAZDA	FORD COURIER MAZDA 626,808, COSMO,GLC,MIZER,ROTARY PICKUP,RX 2,RX 3,RX 4,RX 7 NISSAN 200 SX,260 Z,280 Z,	3N71B,L3N71B
31728-1XAOO 31728-1XF03 31728-1XFOA 31728-1XZOD 317281XZOA 317281XF03 31728-X480A	NISSAN	NISSAN AL TIMA,ROGUE	JF011E REOF10A HIGH MOUTH REOF10B
7700746294 J0746-294	RENAULT	RENAULT 25	AR4,AD4,AD8 MJ3
7700739883	RENAULT	RENAULT MEDALLION	MB1,MJ1,MJ3E
7700858922 7701467106	RENAULT	RENAULT RENAULT 19	R10AD4
7701-467-878 7700-866-793	RENAULT	RENAULT RENAULT 25	AD8
943-307-011- 02 0501-004-609	RENAULT	RENAULT 25	ZF4HP18/FL
7700-734-655	RENAULT	RENAULT ALLIANCE,ENCORE	MB1,MJ1,MJ3E
31726-1XA01 F09-G28-403 REOF09A	NISSAN	NISSAN MURANO,QUEST	JF010E,REOF09A,REOF09B
31728-3TXOA	NISSAN	NISSAN JUKE	JF011E
31728-97XOO 46240-4COOO	INFINITI	INFINITI G35,M45,Q45 NISSAN 350 Z,ARMADA,FRONTIER, NAVARA,PA	RESROSA,JR507E





TRANSMISSION FILTER

Ref No.	Make	Application	Transmission No.
		THFINDER, TITAN, XTERRA	
31728-60X01	INFINITI NISSAN	INFINITI Q45 NISSAN CEDRIC, CEFIRO	RE5R01A, JR502E, JR503E
BV56-19-815 31728-41X03	NISSAN	NISSAN FRONTIER, HARDBODY, PATHFINDER	RL4R01A
31728-21X00	NISSAN	NISSAN AXXESS, MAXIMA, MULTISTAR	RL4F02A
31728-BSX0A	NISSAN	NISSAN ALTIMA, MAXIMA, QUEST	RE4F04A, RE4F04B
31728-80X04	INFINITI NISSAN	INFINITI 130 NISSAN ALTIMA, MAXIMA, QUEST, SENTRA	RE4F04A, RE4F04B
31728-31X01 31728-31X00	INFINITI NISSAN	INFINITI G20 NISSAN 200 SX, SENTRA, VERSA	RE4F04A, RE4F04B
31728-51X02	INFINITI NISSAN	INFINITI Q45 NISSAN 300 ZX	RE4R03A, RG4R01A, JR404E, JR403E
31728-48X00 31728-48X01	NISSAN	NISSAN FRONTIER, HARDBODY D21	RE4R01A, RL4R01A, RE5R01A, R4A-EL, JR402
31728-41X00 31728-41X02 31728-BMOOS	INFINITI	INFINITI J30 NISSAN 240 SX, FRONTIER, PATHFINDER, VAN, XTERRA	RE4R01A, RL4R01A, RESR01A, R4A-EL, JR402
31728-01X08	NISSAN	NISSAN 310/310 GX	RL3F01A, RN3F01A
31728-01X10	NISSAN	NISSAN PULSAR NX, SENTRA	RL3F01A, RN3F01A
31728-01X04 31728-01X09	NISSAN	NISSAN SENTRA, STANZA	RL3F01A, RN3F01A
31728-8E000	NISSAN	NISSAN PRIMERA	REOF06A
31728-7S11A 31728-7S110	INFINITI NISSAN	INFINITI QX56(JA60) NISSAN ARMADA, THFINDER(R51M)	RESROSA, JA60, R51M
31726-3JX0A 31726-28X0A 31726-3XX0A	NISSAN	NISSAN V SEALING	JF015E REOF11A
31726-6A00A 31728-3JX0A 31728-3JX0B 31728-3XX0A 31728-3XX0B	NISSAN	NISSAN CUBE, JUKE, MARCH, MICRA, NOTE, SYLPHY SUZUKI SWIFT	CVT7.JF015.REOF11A





TRANSMISSION FILTER

Ref No.	Make	Application	Transmission No.
MB919852 MB919847 31726-6AOAO	NISSAN	<p>CLIPPER,NV100 CLIPPER SUZUKI JIMNY</p>	/
2263.33 2263.30 2263.33 2299.60 7700107587 7701478172 7701467106 8201219252	FORD FOCUS MAZDA	<p>FORD FOCUS MAZDA 3,5,6 2003-2008</p>	FN4AEL/J39A LOW
31728-X8600 MD610736	NISSAN	<p>CHRYSLER CONQUEST DODGE CONQUEST MITSUBISHI STARION NISSAN 200 SX,280 ZX,300 ZX, D21,PATHFINDER,</p>	L4N71B,4N71B,N4A- EL,JR401E
BV65-19-815	INFINITI MAZDA	<p>INFINITI J30,M30,QX4 MAZDA 929,MPV,RX 7 NISSAN 240 SX,300 ZX, FRONTIER,P A THFINDER,</p>	RE4R01A
46321-22731 45050-25A00 45050-28A01	HYUNDAI	<p>HYUNDAI ACCENT,ELANTRA, GETZ,DIAMANTE</p>	A4AF-1,A4AF2,A4BF3
MD673110 46321-22040	HYUNDAI	<p>HYUNDAI SCOUPEACCENT</p>	KM175,KM176,KM177, A4AF1,A4AF2,A4BF1, A4BF2,F4A22,F4A21
46321-22050 46321-22015 46321-22040 MD673110	HYUNDAI	<p>HYUNDAI ELANTRA, SCOUPE,TRIBURON</p>	KM175,KM176,KM177,A4AF1, A4AF2,A4BF1,A4BF2,F4A22,F 4A21
46321-39010 46385-39000 ADG02125	HYUNDAI	<p>HYUNDAI ELANTRA,SANT A FE, SONAT A,TUCSON KIA OPTIMA, RONDO,SEDONA,SPORTAGE</p>	F4A51,FSA51,ASGF1ASHF1
MR515064	HYUNDAI	<p>HYUNDAI SONAT A MITSUBISHI MIRAGE</p>	F4A41,F4A42,W4A42
46321-23000 46321-23001	HYUNDAI KIA	<p>HYUNDAI ELENTRA 06ACCENT 11, 110,120,130,SOLARIS KIA CEED, CEED</p>	A4CF2,A4CF1





TRANSMISSION FILTER

Ref No.	Make	Application	Transmission No.
		12,CERATO,PICANTO 06, PICANTO 17,RIO 12,RIO 15,	
46321-26000 46321-3B600	HYUNDAI	HYUNDAI ACCENT 11AVANTE, CRET A,ELANTRA 11,ELANTRA 14,130,140,145,IX 35,SANT A FE 06, SANT A FE 10,SANT A FE 12,	A6MF1,A6MF2,A6MF3,A6GF1
46321-26000 46321-3B600 820413	HYUNDAI KIA	HYUNDAI ACCENT,ELANTRA, SANTA FE,SONA T A,TUCSON, VELOSTER KIA FORTE,OPTIMA, RIO,SORENTO,SOUL,SPORT AGE	A6MF1,A6MF2,A6GF1
46321-3B000	HYUNDAI KIA	HYUNDAI AZERASANT A FE,SONAT A KIA CADENZA, OPTIMA,SEDONA	A6LF1,A6LF2
46321-3B010	HYUNDAI KIA	HYUNDAI,KIA	/
46306-4A110	HYUNDAI	HYUNDAI H1 ,STAREX	AW30-43LE,AW30-70LE
26570-55A10 26570-55A01 46321-02000	HYUNDAI	SUZUKI HYUNDAI ATO DAEWOO TICO	A163





CLUTCH DRUM

Description	Model	OE No.	Application
Clutch Drum	6T40/45E	24253300	Chevrolet Epica (2.5L), Captiva Sport (L4 2.4L) Toyota Camry 3.5L 2006-up, RAV4 2.2L 2009-up Avensis 2.2L 2009-2015, Venza 3.5L 2008-up
Front Planet	U660/U760	3433033040	Highlander 2.0L / 3.5L 2013-up, Avalon 3.5L 2007-up Lexus ES350 3.5L 2006-2015, RX350 3.5L 2009-up NX200 2.0T 14-up
Sun Gear	U660/U760	3570633020	Toyota Camry 3.5L 2006-up, RAV4 2.2L 2009-up Avensis 2.2L 2009-2015, Venza 3.5L 2008-up Highlander 2.0L / 3.5L 2013-up, Avalon 3.5L 2007-up Lexus ES350 3.5L 2006-2015, RX350 3.5L 2009-up NX200 2.0T 14-up
PLANETY GEAR CARRIER	6T45	24233625	Chevrolet Epica (2.5L) Captiva Sport (L4 2.4L)
6T30 DRUM	6T30	24231648U	Chevrolet Cruze (1.4L, 1.6L, 1.8L, 2.0L) Aveo (1.4L, 1.6L)
6T new Drum	6T40/45E	24263527	Chevrolet Epica (2.5L), Captiva Sport (L4 2.4L)
SUPPORT REV Drum	6T40/45	24231260	Chevrolet Epica (2.5L) Captiva Sport (L4 2.4L)
8HP45 planetary	8HP45	1090240058	BMW 1 series (L4 1.6L, 2.0L; L6 3.0L) 3 series (L4 1.6L, 2.0L; L6 3.0L), 5 series/ GT (L4 2.0L; L6 3.0L) X1 (L4 2.0L; L6 3.0L) X3 (L6 2.5L, 3.0L) Jaguar XF (V6 3.0L) XJ (V6 3.0L)
Oil pump hub	JF015E (RE0F11A)		





AUTOMATIC TRANSMISSION SOLENOID VALVE / NEUTRAL SAFETY SWITCH

Ref No.	Make	Application
2574.16 7701208174	PEUGEOT CITROEN RENAULT	206.20./307.308.406.407 C2.C4.C5.XSARA.FUKANG(CHINA) CLIO.LAGUNA.SCENIC.MEGANE/
28900-RPC-013 28900-RCL-003 28900-RCR-003	HONDA ACURA	CRV.CIVIC.ACCORD.CROSSTOUR.ELEMENT TSX
28250-PRP-013 28250-RPC-003 BIG	HONDA ACURA	CRV.ACCORD.CROSSTOUR.ELEMENT TSX
28250-R90-003	HONDA ACURA	CRV.ACCORD.CROSSTOUR.ELEMENT TSX
28260-PRP-014 SM	HONDA ACURA	CRV.ACCORD.CROSSTOUR.ELEMENT TSX
28260-R90-004 BIG	HONDA ACURA	CRV.ACCORD.CROSSTOUR TSX.ILX
28250-P6H-024	HONDA ACURA	ACCORD.ODYSSEY.PILOT MDX.TL.CL
28260-RPC-004 BIG	HONDA	CIVIC/FIT(06-08
28260-RG5-004 SMALL 28250-RDK-014 28250-RJB-004 28250-RDK-004	HONDA	FIT.CIVIC.CITY
28250-P7W-003	HONDA/ ACURA/	
24230298	GM	4L60E.4L65E.4L70E.4L75E
24214974/24227747 24227792	GM	4T65E.4T40E.4T80E.5L40E.5L50E
24212327/ 57-6585 TCS71	GM	4L60E.4L65E.4L70E.4L75E 2006
24230632/24248893	GM	4L60E.4L65E.4T80E
52-0488 /52-9042/52-0489 113952/113951	VW	AUDI 09D.09G
33955AFT/24207236	GM	4T40 4T45E
4617210/D12432A	Dodge	A518.42RE.46RE.46RE.A500.A618.44RE.48RE
1068298046/1068298047 32250BD/501214958	BMW	6HP26. 6HP28. 6HP21. 6HP34. 6HP19 YELLOW OR BLUE





AUTOMATIC TRANSMISSION SOLENOID VALVE / NEUTRAL SAFETY SWITCH

Ref No.	Make	Application
56041403AA/68187998AA 68187998AB/56027720/4617463	Dodge	RAM
28600-P7Z-003/13428672/5S12885 SU14298/722819	HONDA/ACURA	2.3L.3.5L
0AM325066AE/0AM325066AC 0AM325066AA/0AM325066C 0AM325066R	VW	AUDI
XS4Z7H148AA	FORD/Mazda	Fiesta.Transit Connect.Focus cx7.M3 M5 M6/
46313-39051/MD758981/D82421 4800879	Kia Dodge/Chrysler	Forte.Optima.Soul
56028196AD/56028196AA/56028196AB 56028196AC/56028196AA 68164850AA/D12415C	Dodge/Chrysler	
24230288/10478142	GM	4L80E.4L85E
24230289/10478143/10478148	GM	4L80E.4L85E
28260-RDK-023/28260-R97-003	Acura/Honda	MDX.RDX.RL.TL/PILIT,RIDGELINE
4C3Z7G383AA/ 3C3Z7G383AB(use 1pc) 3C3Z7J136AA(use 2pcs)/3C3Z7J136AB(use 4pcs)	FORD	E150. E250.F350.F450.F550
85420-22080 (2pcs) /85420-12020 85420-30110 (1pc) /85420-30240 85420-30260/85420-30270/85420- 12062 35250-50030/35250-50010 2Pcs Shift Solenoid 1Pcs Lock-Up Solenoid	TOYOTA/JEEP	4Runner.Tacoma/Cherokee
24220158/24209276/34605A/50058 3483104	GM/Isuzu/HONDA	Cadillac Catera/ Amigo Axiom /Passport
1402770435	Mercedes-benz/ JEEP Dodge/ Chrysler	
88967140/924-97852-9036	Bucik/Chevrolet GMC/Hummer	Trailblazer/Envoy/H3
52-9036/89428K / K59927R/52-0466	GM/NISSAN	





AUTOMATIC TRANSMISSION SOLENOID VALVE / NEUTRAL SAFETY SWITCH

Ref No.	Make	Application
52-0458/52-0464	VOLVO/SAAB	
52119435AF/4799654AC/R72420A 68353383AB/5170877AA/S72420B 609-042	Dodge/Chrysler Jeep	Durango. Raider 1500 2500 3500 Aspen/Commander.Grand Cherokee
68002342AF	Dodge/ Chrysler/	
9L2Z7G234AA/ 4L2Z7G234AA 46420B/9L2Z7G391AA/4L2P7G391AA S16420GB/ 56954L	FORD/LINCOLN	Explorer.Sport Trac.Mountaineer.Everest Aviator
5143151AA/609-041/4800171AA/ D162420	JEEP/ DODGE/ CHRYSLER	Wrangler.Liberty Durango/
4504570AB/5015646AB/5015646AC 4431700/5140429AA/698-100/D92420B	DODGE/ CHRYSLER	Stratus PT Cruiser.Sebring
F81Z7G391CB/ D36420D/609-023 F81P7G391CB/F81P7G391CC F81Z7G391AB	FORD	E250 E350 F150 F250
4539766/2133103	DODGE CHRYSLER	Intrepid/ Concorde
5078709AA/5078709AB/68376696AA 20600109BB/20600109BAB/D132420	DODGE CHRYSLER/VW	JOURNEY VOYAGER.TOWN&COUNTRY.SEBRING CONVERT.PACIFICA/ROUTAN





TRANSMISSION SPEED SENSOR

Meritor No.	TRW No.	Ref No.	Application
35T	SPEED SENSOR	32702-4E815	NISSAN
			NISSAN / ALTIMA (1995-2001)
34T	SPEED SENSOR	32702-4E814 / 32702-4E814-999 32702-4E804 / FACTORY NO. 7517879 / 87879 / V38720063	SENTRA (2000-2001) ALMERA (2002-2003) SUNNY III (1990-1996) ALMERA II (2000-
31T	SPEED SENSOR	32702-4E811 / 32702-4E811-999 SU6471 / FACTORY NO. / 7517878 87878 / 818014222	NISSAN ALTIMA 2.4L(1995-2001) ALMERFA II (2000-) ALMERA TINO (2000-)
35T	SPEED SENSOR	32702-4E915	NISSAN
	SPEED SENSOR	547.957.827 / 547957827	FIAT
	SPEED SENSOR		BENZ 722.9TRANSMISSION
	SPEED SENSOR	PINVER200043 SEAL: GUAVAR120009	FOR MARKLINES TRANSMISSION
	SPEED SENSOR	29543432 29543435	ALLISION TRANSMISSION INPUT
	SPEED SENSOR	29544139	ALLISION TRANSMISSION INPUT
		29543433	
		29543434	
	PRESSURE SENSOR	252924 / 7700100009 / 50991 LOPS038 / SOP148 / OPS2168 2119706776AU / 21197067-7 / 0906016	PEUGEOT





TRANSMISSION GEARBOX HOUSING

Description	OEM No.	Application
Gear box housing	12473226	GMC / Chevrolet / Cadillac
	12478092	
Gear box housing	12473204	GMC
Gear box housing	12384976	GMC
Gear box housing	A9712610501	BENZ
Gear box housing	24242405	BUICK
	24268610	
Gear box housing	24264147	BUICK
Gear box housing	J08E	HINO
Pedal	J08E	HINO
Pedal	J08E	HINO
Gear box housing	HO7D	HINO



O-Tech (Shanghai) Inc.

Room 902, No.1221 Xietu Road, Shanghai (200032), P.R. China
Tel: +86-21-5150 2727 Fax: +86-21-5150 2728
E-mail: info@otech-group.com

O-Tech (Jiaxing) Inc.

22nd Floor, Building 1, Cannan Square, Zuili Road,
Nanhu District, Jiaxing, Zhejiang 314000, China
Tel: +86-573-8271 0551 Fax: +86-573-8271 0552
E-mail: info@otech-group.com

KDB Bearing Co.,Ltd

No.108 Zhijiang Road, Jiashan Economic
Development Zone, Zhejiang, (314100), P.R. China
Tel: +86-573-8463 2277 Fax: +86-573-8463 2255
E-mail: kd@kd-bearing.com